

Working Papers



A Theory of Price Adjustment under Loss Aversion

by Steffen Ahrens, Inske Pirschel and
Dennis J. Snower

No. 1915 | November 2015

Working Paper No. 1915 | November 2015

A Theory of Price Adjustment under Loss Aversion*

Steffen Ahrens^a, Inske Pirschel^b and Dennis J. Snower^{c,d,e}

Abstract:

We present a new partial equilibrium theory of price adjustment, based on consumer loss aversion. In line with prospect theory, the consumers' perceived utility losses from price increases are weighted more heavily than the perceived utility gains from price decreases of equal magnitude. Price changes are evaluated relative to an endogenous reference price, which depends on the consumers' rational price expectations from the recent past. By implication, demand responses are more elastic for price increases than for price decreases and thus firms face a downward-sloping demand curve that is kinked at the consumers' reference price. Firms adjust their prices flexibly in response to variations in this demand curve, in the context of an otherwise standard dynamic neoclassical model of monopolistic competition. The resulting theory of price adjustment is starkly at variance with past theories. We find that - in line with the empirical evidence - prices are more sluggish upwards than downwards in response to temporary demand shocks, while they are more sluggish downwards than upwards in response to permanent demand shocks.

Keywords: price sluggishness, loss aversion, state-dependent pricing

JEL classification: D03, D21, E31, E50

^aTechnische Universität Berlin, Straße des 17. Juni 135, 10623 Berlin, Germany

^bDeutsche Bundesbank

^cKiel Institute for the World Economy, Kiellinie 66, 24105 Kiel, Germany

^dChristian-Albrechts-University Kiel, Wilhem-Seelig-Platz 1, 24118 Kiel, Germany

^eCEPR, IZA

E-mail: steffen.ahrens@tu-berlin.de (S. Ahrens), inske.pirschel@ifw-kiel.de (I. Pirschel), dennis.snower@ifw-kiel.de (D.J. Snower).

*This paper is part of the Kiel-INET research group on new economic thinking. We thank the participants at the 18th Spring Meeting of Young Economists 2013 in Aarhus, the 2013 Annual Meeting of the German Economic Association in Düsseldorf, the 2014 Scottish Economic Society Annual Conference in Perth, the 2014 Berlin PostDoc Workshop in Wandlitz, and the 6th GSE Summer Forum on Theoretical and Experimental Macroeconomics in Barcelona for fruitful discussions. The views expressed in this paper do not necessarily reflect the views of the Deutsche Bundesbank.

The responsibility for the contents of the working papers rests with the author, not the Institute. Since working papers are of a preliminary nature, it may be useful to contact the author of a particular working paper about results or caveats before referring to, or quoting, a paper. Any comments on working papers should be sent directly to the author.

Coverphoto: uni_com on photocase.com

1 Introduction

This paper presents a theory of price sluggishness based on consumer loss aversion, along the lines of prospect theory (Kahnemann and Tversky, 1979). The theory has distinctive implications, which are starkly at variance with major existing theories of price adjustment. In particular, the theory implies that prices are more sluggish upwards than downwards in response to temporary demand shocks, while they are more sluggish downwards than upwards in response to permanent demand shocks.

These implications turn out to be consonant with recent empirical evidence. Though this evidence has not thus far attracted much explicit attention, it is clearly implicit in a range of influential empirical results. For instance, Hall et al. (2000) document that firms mostly accommodate negative temporary demand shifts by temporary price cuts, yet they are reluctant to temporarily increase their prices in response to positive temporary demand shifts. Furthermore, the empirical evidence provided by Kehoe and Midrigan (2008) indicates that temporary price reductions are - on average - larger and much more frequent than temporary price increases, implying that prices are relatively downward responsive.

By contrast, in the event of a permanent demand shock, the empirical evidence points towards a stronger upward flexibility of prices for a wide variety of industrialized countries (Kandil, 1995, 1996, 1998, 2001, 2002a,b, 2010; Weise, 1999; Karras 1996; Karras and Stokes 1999) as well as developing countries (Kandil, 1998).

While current theories of price adjustment (e.g. Taylor, 1979; Rotemberg, 1982; Calvo, 1983; among many others) fail to account for these empirical regularities, this paper offers a possible theoretical rationale.

The basic idea underlying our theory is simple. Price increases are associated with utility losses for consumers, whereas price decreases are associated with utility gains. In the spirit of prospect theory, losses are weighted more heavily than gains of equal magnitude. Consequently, demand responses are more elastic to price increases than to price decreases. The result is a kinked demand curve¹, for which the kink depends on the consumers' reference price. In the spirit of Kőszegi and Rabin (2006), we model the reference price as the consumers' rational price expectations. We assume that consumers know, with a one period lag, whether any given demand shock is temporary or permanent. Permanent shocks induce changes in the consumers' rational price expectations and thereby in their reference price, while temporary shocks do not.

Given the demand shock is temporary, the kink of the demand curve implies that sufficiently small shocks do not affect the firm's price. This is the case of price rigidity. For larger shocks, the firm's price will respond temporarily, but the

¹Modeling price sluggishness by means of a kinked demand curve is of course a well-trodden path. Sweezy (1939) and Hall and Hitch (1939) modeled price rigidity in an oligopolistic framework along these lines. In these models, oligopolistic firms do not change their prices flexibly because of their expected asymmetric competitor's reactions to their pricing decisions. A game theoretic foundation of such model is presented by Maskin and Tirole (1988).

size of the response will be asymmetric for positive and negative shifts of equal magnitude. Since negative shocks move the firm along the relatively steep portion of the demand curve, prices decline stronger to negative shocks than they increase to equiproportionate positive shocks.

By contrast, given the demand shock is permanent, the firm can foresee not only the change in demand following its immediate pricing decision, but also the resulting change in the consumers' reference price. A rise in the reference price raises the firms' long-run profits (since the reference price is located at the kink of the demand curve), whereas a fall in the reference price lowers long-run profits, a phenomenon which we term the reference-price updating effect. On this account, firms are averse to initiating permanent price reductions. By implication, prices are more sluggish downwards than upwards for permanent demand shocks.

These results are extremely important for the conduct of monetary policy, since they imply that the sign of the asymmetry of price adjustment depends on the persistence of the underlying demand shock. In particular, if temporary demand shocks are interpreted as non-persistent and permanent demand shocks as fully persistent, our analysis implies that there exists a balance point (i.e. an intermediate degree of persistence of the shock) at which the asymmetry reverses. For shocks less persistent than the balance point prices are more sluggish upwards than downwards, while they are more sluggish downwards than upwards for more persistent shocks. Whether the degree of persistence at the balance point is relatively high or low depends on the adjustment speed of the reference price and on the firm's discount factor. An increase in the adjustment speed of the reference price, as well as in the firm's discount factor, strengthens the role of the reference-price updating effect, increasing upward flexibility and downward sluggishness at any given positive persistence of the shock. Therefore, the balance point will be associated with a lower level of persistence. To the best of our knowledge, there is no other paper studying the ramifications of the persistence of the demand shock for asymmetric price adjustment.

The paper is structured as follows. Section 2 reviews the relevant literature. Section 3 presents our general model setup and in Section 4 we analyze the effects of various demand shocks on prices, both analytically and numerically. Section 5 concludes.

2 Relation to the Literature

We now consider the empirical evidence suggesting that prices respond imperfectly and asymmetrically to exogenous positive and negative shocks of equal magnitude, and that the implied asymmetry depends on whether the shock is permanent or temporary.

There is much empirical evidence for the proposition that, with regard to permanent demand shocks, prices are generally more responsive to positive shocks than to negative ones. For example, in the context of monetary policy shocks,

Kandil (1996, 2002b), Kandil (1995), and Weise (1999) find support for the United States over a large range of different samples. Moreover, Kandil (1995) and Karras and Stokes (1999) supply evidence for large panels of industrialized OECD countries, while Karras (1996) provides evidence for developing countries. In the case of the United States, Kandil (2001, 2002a) shows that the asymmetry also prevails in response to permanent government spending shocks. Kandil (1999, 2006, 2010), on the other hand, looks directly at permanent aggregate demand shocks and also confirms the asymmetry for a large set of industrialized countries as well as for a sample of disaggregated industries in the United States. Comparing a large set of industrialized and developing countries, Kandil (1998) finds that the asymmetry is even stronger for many developing countries compared to industrialized ones.

In addition to the asymmetric price reaction in response to permanent demand shocks, the above studies also find an asymmetric reaction of output. They show that output responds significantly less to permanent positive demand shocks relative to negative ones. This asymmetry – which is also predicted by our model (as shown below) – is further documented by a large body of empirical literature that explicitly focuses on output. For example, DeLong and Summers (1988), Cover (1992), Thoma (1994), and Ravn and Sola (2004) show for the United States that positive changes in the rate of money growth induce much weaker output reductions than negative changes in the rate of money supply. Morgan (1993) and Ravn and Sola (2004) confirm this asymmetry, when monetary policy is conducted via changes in the federal funds rate. Additional evidence is provided by Tan et al. (2010) for Indonesia, Malaysia, the Philippines, and Thailand and by Mehrara and Karsalari (2011) for Iran.

There is also significant empirical evidence for the proposition that, with regard to temporary demand shocks, prices are generally less responsive to positive shocks than to negative ones. For example, the survey by Hall et al. (2000) indicates that firms regard price increases as response to temporary increases in demand to be among the least favorable options. Instead, firms rather employ more workers, extend overtime work, or increase capacities. By contrast, managers of firms state that a temporary fall in demand is much more likely to lead to a price cut. Further evidence for the asymmetry in response to temporary demand shocks is provided by Kehoe and Midrigan (2008), who analyze temporary price movements at Dominick's Finer Foods retail chain with weekly store-level data from 86 stores in the Chicago area. They find that temporary price reductions are much more frequent than temporary price increases and that, on average, temporary price cuts are larger (by a factor of almost two) than temporary price increases. However neither of these studies empirically analyzes the asymmetry characteristics of the output reaction in the face of temporary demand shocks.

Despite this broad evidence, asymmetric reactions to demand shocks have been unexplored by current theories of price adjustment. Neither time-dependent pricing models (Taylor, 1979; Calvo, 1983), nor state-dependent adjustment cost models of (S,s) type (e.g., Sheshinski and Weiss, 1977; Rotemberg, 1982; Caplin and Spulber, 1987; Caballero and Engel, 1993, 2007; Golosov and Lucas, 2007; Gertler

and Leahy, 2008; Dotsey et al., 2009; Midrigan, 2011) are able to account for the asymmetry properties in price dynamics in response to positive and negative exogenous temporary and permanent shifts in demand.²

In this paper we offer a new theory of firm price setting resting on consumer loss aversion in an otherwise standard model of monopolistic competition. The resulting theory provides a novel rationale for the above empirical evidence on asymmetric price sluggishness. Although there is no hard evidence for a direct link from consumer loss aversion to price sluggishness, to the best of our knowledge, there is ample evidence that firms do not adjust their prices flexibly in order to avoid harming their customer relationships (see, e.g., Fabiani et al. (2006) for a survey of euro area countries, Blinder et al. (1998) for the United States³, and Hall et al. (2000) for the United Kingdom).⁴

Furthermore, there is extensive empirical evidence that customers are indeed loss averse in prices. Kalwani et al. (1990), Mayhew and Winer (1992), Krishnamurthi et al. (1992), Putler (1992), Hardie et al. (1993), Kalyanaram and Little (1994), Raman and Bass (2002), Dossche et al. (2010), and many others find evidence for consumer loss aversion with respect to many different product categories available in supermarkets. Furthermore, loss aversion in prices is also well documented in diverse activities such as restaurant visits (Morgan, 2008), vacation trips (Nicolau, 2008), real estate trade (Genesove and Mayer, 2001), phone calls (Bidwell et al., 1995), and energy use (Griffin and Schulman, 2005; Adeyemi and Hunt, 2007; Ryan and Plourde, 2007).

In our model, loss-averse consumers evaluate prices relative to a reference price. Kőszegi and Rabin (2006, 2007, 2009) and Heidhues and Kőszegi (2005, 2008, 2014) argue that reference points are determined by agents' rational expectations about outcomes from the recent past. There is much empirical evidence suggesting that reference points are determined by expectations, in concrete situations such as in police performance after final offer arbitration (Mas, 2006), in the United States TV show "Deal or no Deal" (Post et al., 2008), with respect to domestic violence (Card and Dahl, 2011), in cab drivers' labor supply decisions (Crawford and Meng, 2011), in the effort choices of professional golf players (Pope and Schweitzer, 2011), or in the aggressiveness of professional soccer players (Bartling

²Once trend inflation is considered, menu costs can generally explain that prices are more downward sluggish than upwards (Ball and Mankiw, 1994). By contrast, our model does not rely on the assumption of trend inflation.

³In their survey, Blinder et al. (1998) additionally find clear evidence that the pricing of those firms for which the fear of antagonizing their customers through price changes plays an important role is relatively upward sluggish. Unfortunately, the authors do not distinguish between temporary and permanent shifts in demand in their survey questions.

⁴Further evidence for OECD countries is provided by, for example, Fabiani et al. (2004) for Italy, Loupias and Ricart (2004) for France, Zbaracki et al. (2004) for the United States, Alvarez and Hernando (2005) for Spain, Amirault et al. (2005) for Canada, Aucremanne and Druant (2005) for Belgium, Stahl (2005) for Germany, Lünemann and Mathä (2006) for Luxembourg, Langbraaten et al. (2008) for Norway, Hoerberichts and Stokman (2010) for the Netherlands, Kwapil et al. (2010) for Austria, Martins (2010) for Portugal, Ólafsson et al. (2011) for Iceland, and Greenslade and Parker (2012) for the United Kingdom.

et al., forthcoming). In the context of laboratory experiments, Knetsch and Wong (2009) and Marzilli Ericson and Fuster (2011) find supporting evidence from exchange experiments, Abeler et al. (2011) and Gill and Prowse (2012) from effort provision experiments, Banerji and Gupta (2014) from an auction experiment, and Karle et al. (2015) from a consumption choice experiment. Endogenizing consumers' reference prices in this way allows our model to capture that current price changes influence the consumers' future reference price and thereby affect the demand functions via what we call the "reference-price updating effect." This effect rests on the observation that firms tend to increase the demand for their product by raising their consumers' reference price through, for example, setting a "suggested retail price" that is higher than the price actually charged (Thaler, 1985; Putler, 1992). These pieces of evidence are consonant with the assumptions underlying our analysis. Our analysis works out the implications of these assumptions for state-dependent price sluggishness in the form of asymmetric price adjustment for temporary and permanent demand shocks.

There are only a few other papers that study the implications of consumer loss aversion on firms' pricing decisions. In an early account of price rigidity in response to demand and cost shocks has been presented by Sibly (2002, 2007). In a static environment, Sibly (2002, 2007) shows that a monopolist may not change prices if she faces loss averse consumers with fixed, exogenously given reference prices. In their particularly insightful contributions, Heidhues and Kőszegi (2008) and Spiegel (2012) analyze static monopolistic pricing decisions to cost and demand shocks under the assumption that the reference price is determined as a consumer's recent rational expectations personal equilibrium in the spirit of Kőszegi and Rabin (2006). Spiegel (2012) shows that incentives for price rigidity are even stronger for demand shocks compared to cost shocks. We follow Heidhues and Kőszegi (2008) and Spiegel (2012) and assume endogenous rational expectations reference price formation, but, by contrast, consider a dynamic approach to the pricing decision of a monopolistically competitive firm facing loss averse consumers. Our dynamic approach confirms earlier findings that consumer loss aversion engenders price rigidity and allows us to study the asymmetry characteristics of pricing reactions to temporary and permanent demand shocks of different sign. Another study close to ours is Popescu and Wu (2007); although they analyze optimal pricing strategies in repeated market interactions with loss averse consumers and endogenous reference prices, they do not analyze the model's reaction to demand shocks.

Finally, this paper offers a new microfounded rationale for state-dependent pricing. The importance of state-dependence for firms' pricing decisions is well documented. For instance, in the countries of the euro area (Fabiani et al., 2006; Nicolitsas, 2013), Scandinavia (Apel et al., 2005; Langbraaten et al., 2008; Ólafsson et al., 2011), the United States (Blinder et al., 1998), and Turkey (Şahinöz and Saraçoğlu, 2008), approximately two third of the firms' pricing decisions are

indeed driven by the current state of the environment.⁵ Menu costs, by contrast, are clearly rejected as a significant driver for deferred price adjustments in each of the empirical studies above.

3 Model

We incorporate reference-dependent preferences and loss aversion into an otherwise standard model of monopolistic competition. Consumers are price takers and loss averse with respect to prices. They evaluate prices relative to their reference prices, which depend on their lagged rational price expectations from the recent past, i.e. consumers are backward-looking. For simplicity, we abstract from saving, implying that workers become single-period optimizers. Firms are monopolistic competitors, supplying non-durable differentiated goods. Firms can change their prices freely in each period to maximize their total expected discounted profits. Firms' price setting decision is forward-looking, taking into account their influence on the consumers' future reference price. Thus, reference dependence in our model is obviously an intertemporal phenomenon, linking the decisions in one period to the decisions in the next. To analyse the firms' price setting decision in response to demand shocks in such an intertemporal context, we consider a dynamic two-period analysis, for algebraic simplicity.⁶

3.1 Consumers

We follow Sibly (2007) and assume that the representative consumer's period-utility U_t depends positively on the consumption of n imperfectly substitutable nondurable goods $q_{i,t}$ with $i \in (1, \dots, n)$ and negatively on the "loss-aversion ratio" ($P_{i,t}/R_{i,t}$), i.e. the ratio of the price $P_{i,t}$ of good i to the consumer's respective reference price $R_{i,t}$ of the good.⁷ The loss-aversion ratio, which describes how the phenomenon of loss aversion enters the utility function, may be rationalized in terms of (i) Thaler's transaction utility (whereby the total utility that the consumer derives from a good is in part determined by how the consumer evaluates the quality of the financial terms of the acquisition of the good (Thaler, 1991)), (ii) Okun's implicit firm-customer contracts (whereby firms and customers implicitly agree on fair and stable prices despite fluctuations in demand (Okun, 1981)), or (iii) Rotemberg's customer anger or regret (Rotemberg 2005, 2010). Further approaches that describe reference-dependence in the consumer's utility function in terms of a ratio of actual prices to reference prices are McDonald and Sibly (2001, 2005) and Ahrens, Pirschel and Snower (2014) in the context of loss aversion with respect to

⁵However in the United Kingdom (Hall et al., 2000) and Canada (Amirault et al., 2004) state-dependence seems to be somewhat less important for firms' pricing decision.

⁶A multi-period analysis with longer time horizons would not affect our qualitative conclusions.

⁷Throughout the model, capital letters denote nominal variables, while small letters denote real variables. Greek letters denote model parameters.

wages and Sibly (1996, 2002) in the context of loss aversion with respect to prices and quality.⁸

The consumer's preferences in period t are represented by the following utility function:

$$U_t(q_{1,t}, \dots, q_{n,t}) = \left[\sum_{i=1}^n \left(\left(\frac{P_{i,t}}{R_{i,t}} \right)^{-\mu} q_{i,t} \right)^\rho \right]^{\frac{1}{\rho}}, \quad (1)$$

where $0 < \rho < 1$ denotes the degree of substitutability between the different goods. The parameter μ is an indicator function of the form

$$\mu = \begin{cases} \Gamma & \text{for } P_{i,t} < R_{i,t}, \text{ i.e. gain domain} \\ \Delta & \text{for } P_{i,t} > R_{i,t}, \text{ i.e. loss domain} \end{cases}, \quad (2)$$

which describes the degree of the consumer's loss aversion. For loss averse consumers, $\Delta > \Gamma$, i.e. the utility losses from price increases are larger than the utility gains from price decreases of equal magnitude. The consumer's reference price $R_{i,t}$ is formed at the beginning of each period. In the spirit of Kőszegi and Rabin (2006), we assume that the consumer's reference price depends on her lagged rational price expectation. Demand shocks, which may or may not trigger price adjustment, materialize unexpectedly in the course of the period and therefore do not enter the information set used by the consumer at the beginning of the period to form the reference price. Therefore, there is no instantaneous reaction of the reference price in the shock period even if the firm immediately adjusts its price in response to the shock. At the beginning of the next period, however, consumers update their information set and adjust their price expectation accordingly (since they can now infer about the nature of the demand shock and the corresponding price change). While temporary price changes do not provoke a change in the consumer's reference price⁹, the reference price changes in the period after the occurrence of a permanent shock. Thus the consumer's reference price is given by $R_{i,t} = E [P_{i,t} | I_{t-1}]$. The consumer's budget constraint is given by

$$\sum_{i=1}^n P_{i,t} q_{i,t} = \tilde{P}_t y_t, \quad (3)$$

where y_t denotes the consumer's real income in period t which is assumed to be constant and \tilde{P}_t is the aggregate price index. For simplicity, we abstract from saving. This implies that consumers are completely myopic.¹⁰ In each period the

⁸Other examples in which prices directly enter the utility function are, for instance, Rosenkranz (2003) and Rosenkranz and Schmitz (2007) in the context of auctions and Popescu and Wu (2007), Nasiry and Popescu (2011), and Zhou (2011) in the context of customer loss aversion.

⁹Support for this assumption can be found in the example of sales, i.e. promotions, characterized by non-permanent price decreases, used by firms to temporarily increase consumers' demand for their product (see e.g. Eichenbaum et al., 2011). Sales do not affect the consumers' reference price. Otherwise firms would not conduct sales because any downward adjustment of the consumer's reference price reduces long-run profits for the firm.

¹⁰Evidence to support this assumption is provided by Elmaghraby and Keskinocak (2003) who show that many purchase decisions of non-durable goods take place in economic environments which are characterized by myopic consumers.

consumer maximizes her period-utility function (1) with respect to her budget constraint (3). The result is the consumer's period t demand for the differentiated good i which is given by

$$q_{i,t}(P_{i,t}, R_{i,t}, \mu) = \tilde{P}_t^\eta \left(\frac{P_{i,t}}{R_{i,t}} \right)^{-\mu(\eta-1)} \frac{y_t}{P_{i,t}^\eta}, \quad (4)$$

where $\eta = \frac{1}{1-\rho}$ denotes the elasticity of substitution between the different product varieties. The aggregate price index \tilde{P}_t is given by

$$\tilde{P}_t = \left[\sum_{i=1}^n \left(P_{i,t} / \left(\frac{P_{i,t}}{R_{i,t}} \right)^{-\mu} \right)^{1-\eta} \right]^{\frac{1}{1-\eta}}. \quad (5)$$

We assume that the number of firms n is sufficiently large so that the pricing decision of a single firm does not affect the aggregate price index. Defining $\lambda = \eta(1 + \mu) - \mu$, we can simplify equation (4) to

$$q_{i,t}(P_{i,t}, R_{i,t}, \lambda) = R_{i,t}^{\lambda-\eta} P_{i,t}^{-\lambda} \tilde{P}_t^\eta y_t, \quad (6)$$

where the parameter λ denotes the price elasticity of demand, which depends on μ and therefore takes different values for losses and gains. To simplify notation, we define

$$\lambda = \begin{cases} \gamma & \text{for } P_{i,t} < R_{i,t} \\ \delta & \text{for } P_{i,t} > R_{i,t} \end{cases}, \quad (7)$$

with $\delta = \eta(1 + \Delta) - \Delta > \gamma = \eta(1 + \Gamma) - \Gamma$. Equation (6) indicates that the consumer's demand function for good i is kinked at the reference price $R_{i,t}$. The kink, lying at the intersection of the two demand curves $q_{i,t}(P_{i,t}, R_{i,t}, \gamma)$ and $q_{i,t}(P_{i,t}, R_{i,t}, \delta)$, is given by the price-quantity combination

$$(\widehat{P}_{i,t}, \widehat{q}_{i,t}) = \left(R_{i,t}, R_{i,t}^{-\eta} \tilde{P}_t^\eta y_t \right), \quad (8)$$

where “ $\widehat{}$ ” denotes the value of a variable at the kink. Changes in the reference price $R_{i,t}$ give rise to a change of the position of the kink and also shift the demand curve as a whole. The direction of this shift depends on the sign of the difference $\lambda - \eta$. We restrict our analysis to $\lambda \geq \eta$, i.e. we assume that an increase in the reference price shifts the demand curve outwards and vice versa.¹¹

¹¹The positive relationship between reference price and demand has become a common feature in the marketing sciences (e.g., Thaler, 1985; Putler, 1992; Greenleaf, 1995). It manifests itself, e.g., through the “suggested retail price,” by which raising the consumers' reference price causes increases in demand (Thaler, 1985). Furthermore, Putler (1992) provides evidence that an extensive use of promotional pricing in the late 80's had lead to an erosion in demand by lowering consumers' reference prices.

Needless to say, abstracting from reference-dependence and loss aversion in the consumer's preferences represented by utility function (1), restores the standard textbook consumer demand function for a differentiated good i , given by

$$q_{i,t}(P_{i,t}) = P_{i,t}^{-\eta} \bar{P}_t^\eta y_t, \quad (9)$$

where \bar{P}_t is the aggregate price index in an economy without loss averse consumers. In what follows, we will use this standard model as a benchmark case, against which we compare the pricing decisions of a monopolistic competitive firm facing loss averse consumers.

3.2 Monopolistic Firms

Firms seek to maximize the discounted stream of current and future profits,

$$\Pi_{i,i}^{Total} = \Pi_{i,t} + \beta \Pi_{i,t+1} \quad (10)$$

where $\Pi_{i,t} = P_{i,t}q_{i,t} - C(q_{i,t})$ are period t profits, β is the discount factor and $C_t(q_t)$ are firm's total costs. For simplicity, we assume a two period time horizon. (This can serve as a rough approximation for forms of short-sightedness, such as hyperbolic discounting, when the first-period discount rate exceeds the second-period one.¹²) The firm takes into account its period t individual downward-sloping demand function (6) and the implications of its current pricing decision for the consumers' reference price. The resulting first order condition of the firm's optimization problem reads as

$$\frac{\partial \Pi_{i,t}^{Total}}{\partial P_{i,t}} = q_{i,t} + P_{i,t} \frac{\partial q_{i,t}}{\partial P_{i,t}} - \frac{\partial C(q_{i,t})}{\partial P_{i,t}} + \beta \frac{\partial \Pi_{i,t+1}}{\partial R_{i,t+1}} \frac{\partial R_{i,t+1}}{\partial P_{i,t}} = 0, \quad (11)$$

which is equivalent to

$$\underbrace{q_{i,t} + P_{i,t} \frac{\partial q_{i,t}}{\partial P_{i,t}}}_{MR_t} - \underbrace{\frac{\partial C(q_{i,t})}{\partial P_{i,t}}}_{MC_t} = -\beta \frac{\partial \Pi_{i,t+1}}{\partial R_{i,t+1}} \frac{\partial R_{i,t+1}}{\partial P_{i,t}}. \quad (12)$$

The term on the left hand side is the current period marginal revenue MR_t minus the current period marginal cost MC_t . The term on the right hand side measures the influence of the price setting decision on the reference price and thereby future profits. Note that in the absence of reference-price-updating the standard optimality

¹²Many authors have shown that consumers' discount rates are generally much higher in the short run than in the long run (e.g. Loewenstein and Thaler, 1989; Ainslie, 1992; Loewenstein and Prelec, 1992; Laibson, 1996, 1997). Firm behavior is also often found to be short-sighted for the same reason. The theory of managerial myopia argues that managers often almost exclusively focus on short-term earnings (either because they have to meet certain goals or because their career advancement and compensation structure depends on the firm's current performance), even if this has adverse long-run effects (Jacobson and Aaker, 1993; Graham et al., 2005; Mizik and Jacobson, 2007; Mizik, 2010). For a review of the early literature refer to Grant et al. (1996).

condition of a firm holds, i.e. $MR_t = MC_t$. Only if the firm's price setting decision has an influence on the reference price the firm faces a tradeoff between current period optimality (determined by the left hand side of equation (12)) and future ramifications of the current decision (determined by the right hand side of equation (12)).

All n firms are identical, enabling us to drop the subscript i . In what follows we assume that the firm's total costs are given by $C_t(q_t) = \frac{c}{2}q_t^2$, where c is a constant, implying that marginal costs are linear in output: $MC_t(q_t) = cq_t$. In the presence of loss aversion ($\delta > \gamma$), the downward-sloping demand curve has a concave kink at the current reference price: $\hat{P}_t = R_t$. Thus the firm's marginal revenue curve is discontinuous at the kink:

$$MR_t(q_t, R_t, \lambda) = \left(1 - \frac{1}{\lambda}\right) \left(\frac{q_t}{R_t^{(\lambda-\eta)} \hat{P}_t^\eta y_t}\right)^{-\frac{1}{\lambda}}, \quad (13)$$

with $\lambda = \gamma$ for the gain domain and $\lambda = \delta$ for the loss domain, respectively. The interval $[MR_t(\hat{q}_t, R_t, \gamma), MR_t(\hat{q}_t, R_t, \delta)]$, where $MR_t(\hat{q}_t, R_t, \gamma) < MR_t(\hat{q}_t, R_t, \delta)$, we call "marginal revenue discontinuity" $MRD_t(\hat{q}_t, R_t, \gamma, \delta)$.

We assume that in the initial steady state, the exogenously given reference price is R_{ss} . Furthermore, in the steady state the firm's marginal cost curve intersects the marginal revenue discontinuity, as depicted in Figure 1. To fix ideas, we assume that initially the marginal cost curve crosses the midpoint of the discontinuity in the marginal revenue curve.¹³ This assumption permits us to derive the symmetry characteristics of the responses to positive and negative demand shocks. This implies that the firm's optimal price in the initial steady state P_{ss}^* is equal to R_{ss} .¹⁴

3.3 Demand Shocks

The demand for each product i is subject to exogenous shocks, which may be temporary or permanent. These demand shocks, represented by ε_t , are unexpected and enter the demand function multiplicatively:

$$q_t(P_t, R_t, \lambda, \varepsilon_t) = R_t^{(\lambda-\eta)} P_t^{-\lambda} \hat{P}_t^\eta y_t \varepsilon_t. \quad (14)$$

The corresponding marginal revenue functions of the firm are

$$MR_t(q_t, R_t, \lambda, \varepsilon_t) = \left(1 - \frac{1}{\lambda}\right) \left(\frac{q_t}{R_t^{(\lambda-\eta)} \hat{P}_t^\eta y_t \varepsilon_t}\right)^{-\frac{1}{\lambda}}. \quad (15)$$

¹³To satisfy this condition, the slope parameter c of the marginal cost curve has to take the value $c = \frac{1}{2q_{ss}} [MR_t(q_{ss}, R_{ss}, \gamma) + MR_t(q_{ss}, R_{ss}, \delta)]$

¹⁴The proof is straightforward: Let v be an arbitrarily small number. Then for prices equal to $R_{ss} + v$ the firm faces a situation in which marginal revenue is higher than marginal costs and decreasing the price would raise the firm's profit, while for prices equal to $R_{ss} - v$ the firm faces a situation in which marginal revenue is lower than marginal costs and increasing the price would raise the firm's profit. Thus $P_{ss}^* = R_{ss}$ has to be the profit maximizing price in the initial steady state.

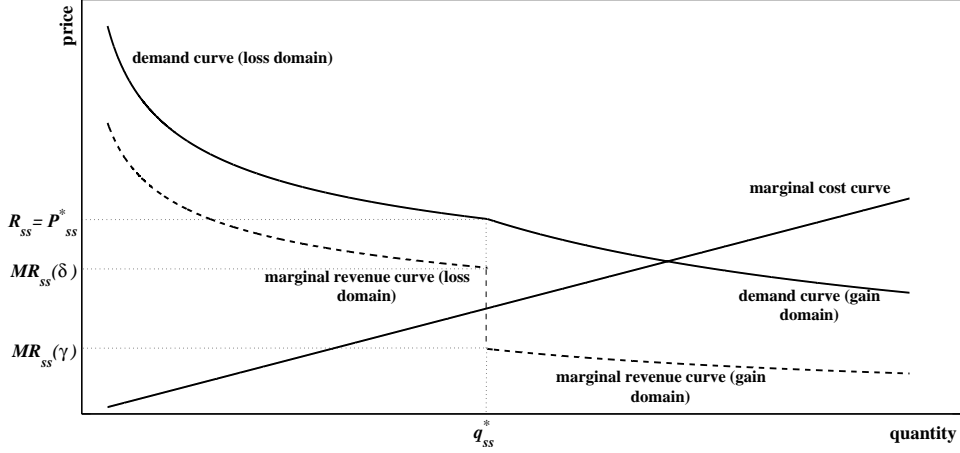


Figure 1: Initial steady state

We consider the effects of a demand shock that hits the economy in period t . The demand shock shifts the marginal revenue curve, along with the marginal revenue discontinuity $MRD_t(\hat{q}_t, R_t, \gamma, \delta, \varepsilon_t)$. We define a “small” shock as one that leaves the marginal cost curve passing through the marginal revenue discontinuity, and a “large” shock as one that shifts the marginal revenue curve sufficiently so that the marginal cost curve no longer passes through the marginal revenue discontinuity.

The maximum size of a small shock for the demand function (14) is

$$\bar{\varepsilon}_t(\lambda) = \left(1 - \frac{1}{\lambda}\right) \frac{R_t^{1+\eta}}{c\bar{P}_t^\eta y_t}, \quad (16)$$

i.e. $\bar{\varepsilon}_t(\lambda)$ is the shock size for which the marginal cost curve lies exactly on the boundaries of the shifted marginal revenue discontinuity $MRD_t(\hat{q}_t, R_t, \gamma, \delta, \bar{\varepsilon}_t(\lambda))$.¹⁵ In the analysis that follows, we will distinguish both between small and large demand shocks and between temporary and permanent demand shocks. To qualitatively and quantitatively assess the price setting reaction of the firm we calibrate the model and simulate it numerically.

3.4 Calibration

We calibrate the model for a quarterly frequency in accordance with standard values in the literature. We assume an annual interest rate of 4 percent, which yields a discount factor $\beta = 0.99$. We follow Schmitt-Grohé and Uribe (2007) and set the monopolistic markup to 25 percent, i.e. $\eta = 5$, which is also close to the value supported by Erceg et al. (2000) and which implies that goods are only little substitutable, i.e. $\rho = 0.8$. Loss aversion is measured by the relative slopes of the demand

¹⁵For $\bar{\varepsilon}(\delta)$, the marginal cost curve intersects the marginal revenue gap on the upper bound, whereas for $\bar{\varepsilon}(\gamma)$ it intersects it on the lower bound.

Parameter	Symbol	Value
Discount rate	β	0.99
Elasticity of substitution	η	5
implying substitutability	ρ	0.8
Price elasticity (gain domain)	γ	6
Price elasticity (loss domain)	δ	12
Loss aversion	κ	2
Exogenous nominal income	Y	1
Exogenous price index	P_t	1

Table 1: Base calibration

curves in the gain and loss domain, i.e. $\kappa = \frac{\delta}{\gamma}$. The empirical literature on loss aversion in prices finds that losses induce demand reactions approximately twice as large as gains (Tversky and Kahnemann, 1991; Putler, 1992; Kalyanaram and Little (1994); Griffin and Schulman, 2005; Adeyemi and Hunt, 2007). Therefore, we set $\kappa = 2$. The loss aversion parameters from the utility function Γ and Δ are chosen to match specific price elasticities. Price elasticities are commonly values as low as 5 (e.g., Klenow and Willis, 2006) up to values as high as 11 (e.g., Kimball, 1995; Charie et al., 2000; Eichenbaum and Fisher, 2004; Woodford, 2005). Therefore, we set the price elasticity in the gain domain to $\gamma = 5.5$, which given $\kappa = 2$ implies a price elasticity in the loss domain of $\delta = 11$. Furthermore, this calibration satisfies the restriction that $\lambda \geq \eta$. The exogenous nominal income Y and price index P_t are normalized to unity.¹⁶ The base calibration is summarized in Table 1.

4 Results

Figure 2 present the numerical results of our base calibration in the two-period model. In the figure we show the shock-arc-elasticity of price ($\tilde{\eta}_{\epsilon,P} = \frac{\% \Delta P}{\% \Delta \epsilon}$) in the period of the shock t for positive and negative temporary (left panel) and permanent (right panel) demand shocks. On the vertical axis we show the shock-arc elasticities of price, which measure the relative strength of the price reaction in response to demand shocks. The horizontal axis measures the size of the shock in percent. The vertical, dotted lines denote the thresholds between small and the large demand shocks.

Our numerical analysis finds that the firm's price reaction in response to demand shocks depends crucially on the size, the sign, and the persistence (temporary vs. permanent) of the shock. The left panel of Figure 2 shows that prices are completely rigid for small positive and negative temporary demand shocks (to the left of the dotted lines), while they are relatively upward sluggish for large shocks

¹⁶All results are completely robust to variations of these numerical values.

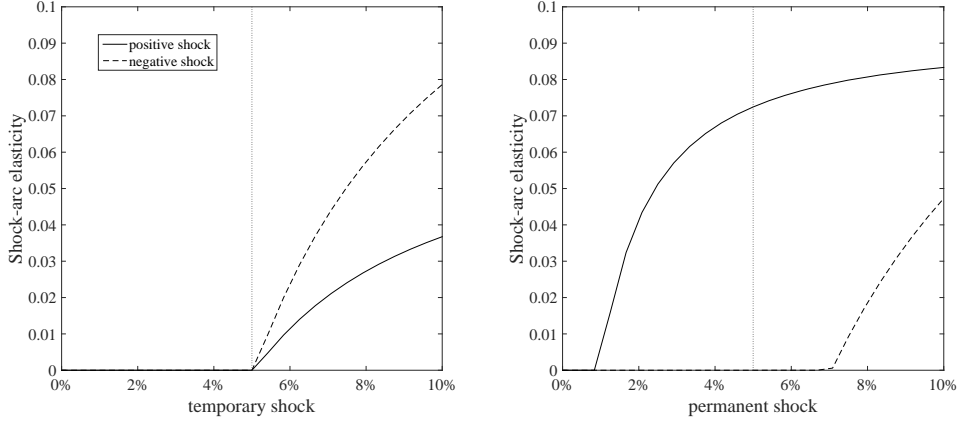


Figure 2: Shock-arc elasticities to temporary and permanent demand shocks

(to the right of the dotted lines). By contrast, the right panel of Figure 2 shows that in response to permanent positive demand shocks prices are generally downward sluggish. The range of full price rigidity is small, as even many small positive permanent demand shocks induce a positive price reaction. By contrast, in response to permanent negative demand shocks, prices remain fully rigid also for a considerable range of large shocks. In the following we will analyse the intuition for these results.

4.1 Intuition

Temporary demand shocks

For a temporary (one-period) demand shock, the consumers' reference price is not affected (since information reaches them with a one-period lag and they have rational expectations). This implies that $\frac{\partial R_{t+1}}{\partial P_t} = 0$ and thus the firm's price response to the shock is the same as that of a myopic firm (which maximizes its current period profit). According to the optimality condition (12), the new profit-maximizing price is determined by the standard condition according to which $MR_t = MC_t$.

Result 1: *In response to a small temporary shock, prices remain rigid.*

As noted, for a sufficiently small demand shock $\varepsilon_t^s \leq \bar{\varepsilon}_t(\lambda)$ the marginal cost curve still intersects the marginal revenue discontinuity, i.e. $MC_t(\hat{q}_t) \in MRD_t(\hat{q}_t, R_{ss}, \gamma, \delta, \varepsilon_t^s)$. Therefore, the prevailing steady state price remains the firm's profit-maximizing price,¹⁷ i.e. $P_t^* = P_{ss}^*$, and we have complete price rigidity. By contrast, the profit-maximizing quantity changes to $q_t^* = R_{ss}^{-\eta} \tilde{P}_t^\eta y_t \varepsilon_t^s$, thus the percentage change of

¹⁷Compare the proof from Section 3.2.

quantity is given by

$$\Delta q_t^* = \frac{q_t^* - q_{ss}^*}{q_{ss}^*} = \frac{\varepsilon_t^s - 1}{1} = \varepsilon_t^s - 1 \neq 0. \quad (17)$$

This holds true irrespective of the sign of the small temporary demand shock. Consequently, the quantity reaction is symmetric for positive and negative demand shocks of equal magnitude.

Result 2: *In response to a large temporary shock, prices are more sluggish upwards than downwards.*

For a large shock, i.e. $\varepsilon_t^l > \bar{\varepsilon}_t(\lambda)$, the marginal cost curve intersects the marginal revenue curve outside the discontinuity of the latter. Consequently both, a price and a quantity reaction are induced. The new profit-maximizing price of the firm is

$$P_t^* = \left(\frac{R_{ss}^{(\lambda-\eta)} \bar{P}_t^\eta y_t \varepsilon_t^l}{q_t^*} \right)^{\frac{1}{\lambda}}, \quad (18)$$

while its corresponding profit-maximizing quantity is

$$q_t^* = \left(\frac{1}{c} \left(1 - \frac{1}{\lambda} \right) \right)^{\frac{\lambda}{\lambda+1}} \left(R_{ss}^{(\lambda-\eta)} \bar{P}_t^\eta y_t \varepsilon_t^l \right)^{\frac{1}{\lambda+1}}, \quad (19)$$

where $\lambda = \delta$ for positive and $\lambda = \gamma$ for negative shocks, respectively.

In comparison to the standard firm the price reaction of the firm facing loss-averse consumers in response to a large temporary demand shock is always smaller, whereas the quantity reaction is always larger. Additionally, prices and quantities are less responsive to positive than to negative shocks. The intuition is obvious once we decompose the demand shock into the maximum small shock and the remainder:

$$\varepsilon_t^l = \bar{\varepsilon}_t(\lambda) + \varepsilon_t^{rem}. \quad (20)$$

From our theoretical analysis above, the maximum small shock $\bar{\varepsilon}_t(\lambda)$ has no price effects, but feeds one-to-one into demand. This holds true irrespective of the sign of the shock. By contrast, the remaining shock ε_t^{rem} has asymmetric effects. Let \bar{q}_t be the quantity corresponding to $\bar{\varepsilon}_t(\lambda)$. Then the percentage change in quantity in response to ε_t^{rem} is given by

$$\Delta q_t^{rem} = \frac{q_t^* - \bar{q}_t}{\bar{q}_t} = \left(1 + \frac{\varepsilon_t^{rem}}{\bar{\varepsilon}_t(\lambda)} \right)^{\frac{1}{\lambda+1}} - 1. \quad (21)$$

As can be seen from equation 21, the change of quantity in response to ε_t^{rem} depends negatively on λ , the price elasticity of demand. Since by definition $\delta > \gamma$, the quantity reaction of the firm facing loss-averse consumers is smaller in response

to large positive temporary demand shocks than to large negative ones. This however implies that prices are also less responsive to positive than to negative large temporary demand shocks, because the former move the firm along the relatively flat portion of the demand curve, whereas the latter move it along the relatively steep portion of the demand curve. This asymmetric sluggishness in the reaction to positive and negative large temporary demand shocks is a distinct feature of consumer loss aversion and stands in obvious contrast to the standard textbook case of monopoly pricing.

Permanent demand shocks

Now consider a permanent demand shock that occurs in period t . For a permanent (two-period) demand shock, the consumers' period $t + 1$ reference price is now affected by the firms' period t pricing decision, i.e. $\frac{\partial R_{t+1}}{\partial P_t} \neq 0$. Thus the firm's price response to the shock differs from that of a myopic firm (which maximizes only its current period profit), as according to the optimality condition (12) the effect of the pricing decision on the reference price drives a wedge between MR_t and MC_t in optimality.

Result 3: *For all permanent shocks, prices are less sluggish upwards than downwards.*

The intuition for this result is as follows: Whereas the firm is assumed to change its price immediately in response to this shock, consumers update their reference price in the following period $t + 1$, i.e. $R_{t+1} = E_t[P_{t+1}|I_t]$. Consequently, for price increases (decreases) the demand curve shifts outwards (inwards) and the kink moves to

$$(\widehat{P}_{t+1}, \widehat{q}_{t+1}) = \left(R_{t+1}, (\tilde{P}_{t+1}/R_{t+1})^\eta y_{t+1} \varepsilon_{t+1} \right). \quad (22)$$

An outward shift of the demand curve (initiated by an upward adjustment in the reference price) increases the firm's long-run profits, whereas an inward shift (initiated by a downward adjustment of the reference price) lowers them. We term this phenomenon the "reference-price updating effect." The firm can anticipate this. Thus, it may have an incentive to set its price above the level that maximizes its profits in the shock period $P'_t > P_t^*$, therewith exploiting (dampening) the outward (inward) shift of the demand curve resulting from the upward (downward) adjustment of the consumers' reference price for positive (negative) permanent shocks.¹⁸ The firm exploits this effect, as long as the gain from a price rise relative to P_t^* in terms of future profits ($\Pi_{t+1}(R_{t+1} = P'_t) > \Pi_{t+1}(R_{t+1} = P_t^*)$, due to the relative rise in the reference price) exceeds the firm's loss in terms of present profits ($\Pi_t(P'_t) < \Pi_t(P_t^*)$), since the price P'_t is not appropriate for maximizing current profit).

¹⁸Needless to say, setting a price lower than optimal in the shock period with the aim to decrease the reference price permanently is not a preferable option for the firm.

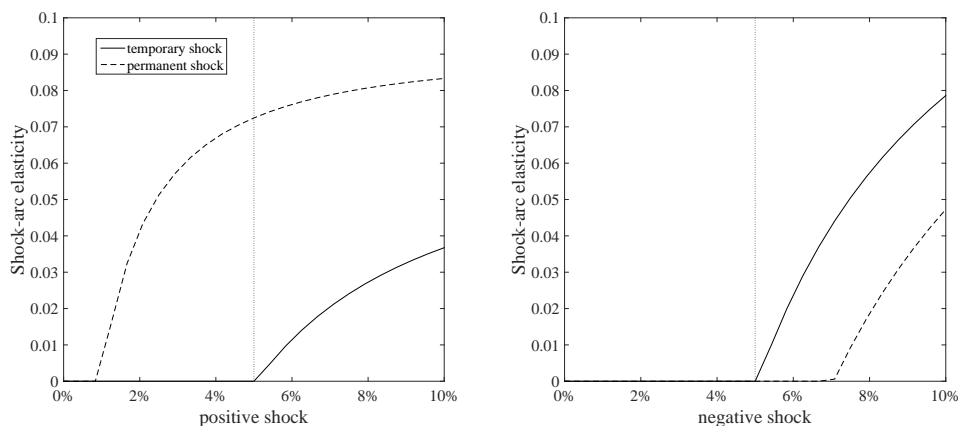


Figure 3: Shock-arc elasticities to positive and negative demand shocks

The extent, to which the firm exploits the reference-price-updating effect can be seen in Figure 3. The figure shows the shock-arc elasticities of price for temporary (solid lines) and permanent (dashed lines) shocks, given that a shock is positive (left panel) and negative (right panel). The reference-price-updating effect is measured by vertical difference between the dashed lines and the solid lines. Figure 3 indicates that in response to a permanent shock the firm significantly exploits the “reference-price updating effect” and thus generally sets a price that is higher than the price it would optimally set in response to a temporary shock, i.e. $P_t' > P_t^*$. For positive permanent demand shocks this implies that the pricing reaction of the firm is always stronger than for positive temporary demand shocks for both, small and large shocks¹⁹. This can be seen in the left panel of Figure 3, as the dashed line is always on or above the solid line. By contrast, for negative permanent demand shocks the firm adjust its price downward to a considerably lower extent than for negative temporary shocks, as shown in the right panel of Figure 3, where the dashed line is always on or below the solid line.

As a consequence, price sluggishness is considerably less pronounced for positive than for negative permanent demand shocks. The asymmetry of the price reaction to positive and negative shocks therefore reverses, when moving from temporary to permanent shocks. While this result may seem surprising at first glance, it is straightforward intuitively: As noted, for temporary shocks, consumers abstract from updating their reference price. Therefore, the firm does not risk to suffer from a downward adjustment of the consumers’ reference price, when encountering a temporary drop in demand with a price reduction. On the other hand, for positive temporary shocks, the firm cannot generate permanent increases in demand due to upward-adjustments of the reference price. Since consumers react more sensitive to price increases relative to price decreases, the price and quantity reactions are

¹⁹Our numerical analysis indicates, however, that the positive reference-price updating effect is never strong enough to invalidate the general result that the pricing reaction of the firm facing loss averse consumers is more sluggish compared to the standard firm.

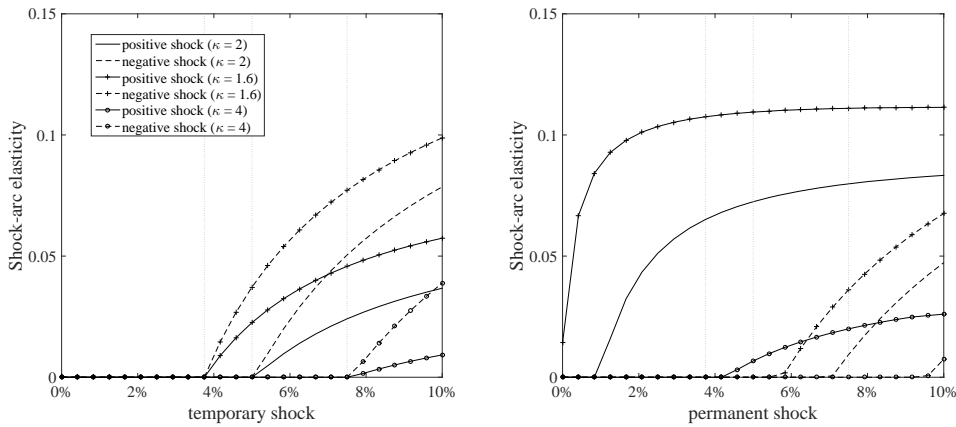


Figure 4: Sensitivity with respect to the loss aversion parameter.

smaller for positive temporary shocks compared to negative ones. By contrast, for permanent demand shocks, the firm exploits the positive “reference-price updating effect” which follows from price increases in response to positive shocks, whereas it tries to avoid the negative “reference-price updating effect” which follows from price decrease in response to negative shocks.²⁰

4.1.1 Sensitivities

Figure 4 shows the shock-arc elasticities of the price for the following values of the loss aversion ratio: $\kappa \in (1.6; 2; 4)$, where our base case is $\kappa = 2$. A loss aversion ratio as low as approximately $\kappa = 1.6$ was estimated by Kalwani et al. (1990), Hardi et al. (1993), and Kalyanaram and Little (1994), whereas the higher value was estimated by Raman and Bass (2002). All estimates are based on a wide variety of frequently used non-durable supermarket products.

Figure 4 shows that the higher the loss aversion ratio, ceteris paribus, the more sluggish is price adjustment in response to demand shocks, both upwards and downwards. The shock-arc elasticity curves for higher parameter values always lie below the curves from lower parameter values. This result is independent of the persistence of the shock. The critical shocks, positive and negative, increase in the degree of loss aversion and thereby widen the marginal revenue discontinuity. This implies that for both temporary demand shocks (left panel) and permanent demand shocks (right panel), the range of full price rigidity increases as consumers become more loss averse.

The right panel of Figure 4 shows that the firms incentive to avoid permanent price cuts increases substantially the more loss averse consumers are. The intuition for this result is straightforward: The higher the price elasticity of de-

²⁰Since the firm avoids price reductions, which lead to downward-adjustments in the reference price, but conducts price reductions, which do not influence the reference price, loss aversion offers a simple rationale for the firm’s practice of “sales”(see e.g. Eichenbaum et al., 2011).

mand in the loss domain, the stronger is the resulting decrease of demand due to a downward adjustment of the reference price. Consequently, period $t + 1$ profits decrease. Therefore, the firm's incentive to deviate upwards in response to permanent negative demand shocks increases in the degree of loss aversion. By contrast, for permanent positive demand shocks the firm's incentive to deviate upwards decreases. Because the reference-price-updating effect is stronger, the firm does not necessitate to deviate by as much in order to generate the profit maximizing quantity in period $t + 1$. These responses to permanent positive and negative demand shocks imply that the degree of downward-sluggishness decreases in the degree of loss aversion. This is also apparent from the right panel of Figure 4, where the degree of downward sluggishness is measured by the vertical difference between the shock-arc elasticity curves for positive demand shocks and for negative demand shocks.

Our sensitivity analysis confirms that over the range of reasonable parameter values for the loss aversion parameter, our theory implies that - in line with the empirical evidence - prices are more sluggish upwards than downwards in response to temporary demand shocks, while they are more sluggish downwards than upwards in response to permanent demand shocks.

5 Conclusion

In contrast to the standard time-dependent and state-dependent models of price sluggishness, our theory of price adjustment is able to account for asymmetric price and quantity responses to positive and negative temporary and permanent shocks of equal magnitude. In contrast to the New Keynesian literature, our explanation of price adjustment is thoroughly microfounded, without recourse to ad hoc assumptions concerning the frequency of price changes or physical costs of price adjustments.

There are many avenues of future research. Consideration of heterogeneous firms and multi-product firms will enable this model to generate asynchronous price changes, as well as the simultaneous occurrence of large and small price changes, and heterogeneous frequency of price changes across products. Extending the model to a stochastic environment will generate testable implications concerning the variability of individual prices. Furthermore, our model needs to be incorporated into a general equilibrium setting to validate the predictions of our theory.

6 References

Abeler, J., A. Falk, L. Goette, and D. Huffman (2011). Reference points and effort provision. *American Economic Review* 101(2), 470-492.

- Adeyemi, O.I. and L.C. Hunt (2007). Modelling OECD industrial energy demand: Asymmetric price responses and energy-saving technical change. *Energy Economics* 29(4), 693-709.
- Ahrens, S., I. Pirschel, and D.J. Snower (2014). A Theory of Wage Adjustment under Loss Aversion . CEPR Discussion Papers No. 10288, Centre for Economic Policy Research.
- Ainslie, G.W. (1992). *Picoeconomics*. Cambridge: Cambridge University Press.
- Alvarez, L.J. and I. Hernando (2005). The price setting behavior of Spanish firms: Evidence from survey data. Working Paper Series 0538, European Central Bank.
- Amirault, D., C. Kwan, and G. Wilkinson (2005). Survey of price-setting behaviour of Canadian companies. *Bank of Canada Review - Winter 2004-2005*, 29-40.
- Apel, M., R. Friberg, and K. Hallsten (2005). Microfoundations of macroeconomic price adjustment: Survey evidence from Swedish firms. *Journal of Money, Credit and Banking* 37(2), 313-338.
- Aucremanne, L. and M. Druant (2005). Price-setting behaviour in Belgium: What can be learned from an ad hoc survey? Working Paper Series 0448, European Central Bank.
- Ball, L. and N.G. Mankiw (1994). Asymmetric price adjustment and economic fluctuations. *Economic Journal* 104(423), 247-261.
- Banerji, A. and N. Gupta (2014). Detection, identification, and estimation of loss aversion: Evidence from an auction experiment. *American Economic Journal: Microeconomics* 6(1), 91-133.
- Bartling, B., L. Brandes, and D. Schunk (forthcoming). Expectations as reference points: Field evidence from professional soccer. *Management Science*, forthcoming.
- Bidwell, M.O., B.R. Wang, and J.D. Zona (1995). An analysis of asymmetric demand response to price changes: The case of local telephone calls. *Journal of Regulatory Economics* 8(3), 285-298.
- Blinder, A., E.R.D. Canetti, D.E. Lebow, and J.B. Rudd (1998). *Asking about prices: A new approach to understanding price stickiness*. New York: Russel Sage Foundation.

- Caballero, R.J. and E.M.R.A. Engel (1993). Heterogeneity and output fluctuations in a dynamic menu-cost economy. *Review of Economic Studies* 60(1), 95-119.
- Caballero, R.J. and E.M.R.A. Engel (2007). Price stickiness in Ss models: New interpretations of old results. *Journal of Monetary Economics* 54(Supplement), 100-121.
- Calvo, G.A. (1983). Staggered prices in a utility-maximizing framework. *Journal of Monetary Economics* 12(3), 383-398.
- Caplin, A.S. and D.F. Spulber (1987). Menu costs and the neutrality of money. *The Quarterly Journal of Economics* 102(4), 703-725.
- Card, D. and G.B. Dahl (2011). Family violence and football: The effect of unexpected emotional cues on violent behavior. *The Quarterly Journal of Economics* 126(1), 103-143.
- Chari, V., P. Kehoe, and E. McGrattan (2000). Sticky price models of the business cycle: Can the contract multiplier solve the persistence problem? *Econometrica* 68(5), 1151-1179.
- Cover, J.P. (1992). Asymmetric effects of positive and negative money-supply shocks. *The Quarterly Journal of Economics* 107(4), 1261-1282.
- Crawford, V.P. and J. Meng (2011). New York City cab drivers' labor supply revisited: Reference-dependent preferences with rational-expectations targets for hours and income. *American Economic Review* 101(5), 1912-1932.
- DeLong, J.B. and L.H. Summers (1988). How does macroeconomic policy affect output? *Brookings Papers on Economic Activity* 19(2), 433-494.
- Dossche, M., F. Heylen, and D. Van den Poel (2010). The kinked demand curve and price rigidity: Evidence from scanner data. *Scandinavian Journal of Economics* 112(4), 723-752.
- Dotsey, M., R.G. King, and A.L. Wolman (2009). Inflation and real activity with firm level productivity shocks. 2009 Meeting Papers 367, Society for Economic Dynamics.
- Eichenbaum, M. and J. Fisher (2004). Evaluating the Calvo model of sticky prices. NBER Working Papers 10617, National Bureau of Economic Research, Inc.
- Eichenbaum, M., N. Jaimovich, and S. Rebelo (2011). Reference prices, costs, and nominal rigidities. *American Economic Review* 101(1), 234-262.

- Elmaghraby, W. and P. Keskinocak (2003). Dynamic pricing in the presence of inventory considerations: Research overview, current practices, and future directions. *Management Science* 49(10), 1287-1309.
- Erceg, C.J., D.W. Henderson, and A.T. Levin (2000). Optimal monetary policy with staggered wage and price contracts. *Journal of Monetary Economics* 46(2), 281-313.
- Fabiani, S., M. Druant, I. Hernando, C. Kwapil, B. Landau, C. Loupias, F. Martins, T. Mathä, R. Sabbatini, H. Stahl, and A. Stockman (2006). What firm's surveys tell us about price-setting behavior in the Euro area. *International Journal of Central Banking* 2(3), 1-45.
- Fabiani, S., A. Gattulli, and R. Sabbatini (2004). The pricing behaviour of Italian firms: New survey evidence on price stickiness. Working Paper Series 0333, European Central Bank.
- Genesove, D. and C. Mayer (2001). Loss aversion and seller behavior: Evidence from the housing market. *The Quarterly Journal of Economics* 116(4), 1233-1260.
- Gertler, M. and J. Leahy (2008). A Phillips curve with an Ss foundation. *Journal of Political Economy* 116(3), 533-572.
- Gill, D. and V. Prowse (2012). A structural analysis of disappointment aversion in a real effort competition. *American Economic Review* 102(1), 469-503.
- Golosov, M. and R.E. Lucas Jr. (2007). Menu costs and Phillips curves. *Journal of Political Economy* 115(2), 171-199.
- Graham, J.R., C.R. Harvey, and S. Rajgopal (2005). The economic implications of corporate financial reporting. *Journal of Accounting and Economics* 40(1-3), 3-73.
- Grant, S., S. King, and B. Polak (1996). Information externalities, share-price based incentives and managerial behaviour. *Journal of Economic Surveys* 10(1), 1-21.
- Greenleaf, E.A. (1995). The impact of reference-price effects on the profitability of price promotions. *Marketing Science* 14(1), 82-104.
- Greenslade, J.V. and M. Parker (2012). New insights into price-setting behaviour in the UK: Introduction and survey results. *Economic Journal* 122(558), F1-F15.

- Griffin, J.M. and C.T. Schulman (2005). Price asymmetry in energy demand models: A proxy for energy-saving technical change? *The Energy Journal* 0(2), 1-22.
- Hall, R. and C. Hitch (1939). Price theory and business behaviour. *Oxford Economic Papers* 2(1), 12-45.
- Hall, S., M. Walsh, and A. Yates (2000). Are UK companies' prices sticky? *Oxford Economic Papers* 52(3), 425-446.
- Hardie, B.G.S., E.J. Johnson, and P.S. Fader (1993). Modeling loss aversion and reference dependence effects on brand choice. *Marketing Science* 12(4), 378-394.
- Heidhues, P. and B. Kőszegi (2005). The impact of consumer loss aversion on pricing. CEPR Discussion Papers No. 4849, Centre for Economic Policy Research.
- Heidhues, P. and B. Kőszegi (2008). Competition and price variation when consumers are loss averse. *American Economic Review* 98(4), 1245-1268.
- Heidhues, P. and B. Kőszegi (2014). Regular prices and sales. *Theoretical Economics* 9(1), 217-251.
- Hoeberichts, M. and A. Stokman (2010). Price setting behaviour in the Netherlands: Results of a survey. *Managerial and Decision Economics* 31(2-3), 135-149.
- Jacobson, R. and D. Aaker (1993). Myopic management behavior with efficient, but imperfect, financial markets : A comparison of information asymmetries in the U.S. and Japan," *Journal of Accounting and Economics* 16(4), 383-405.
- Kahneman, D. und A. Tversky (1979). Prospect theory: An analysis of decision under risk. *Econometrica* 47(2), 263-291.
- Kalwani, M.U., C.K. Yim, H.J. Rinne, and Y. Sugita (1990). A price expectations model of customer brand choice. *Journal of Marketing Research* 27(3), 251-262.
- Kalyanaram, G. and L.D.C. Little (1994). An empirical analysis of latitude of price acceptance in consumer package goods. *Journal of Consumer Research* 21(3), 408-418.
- Kandil, M. (1995). Asymmetric Nominal Flexibility and Economic Fluctuations. *Southern Economic Journal* 61(3), 674-695.
- Kandil, M. (1996). Sticky wage or sticky price? Analysis of the cyclical behavior of the real wage. *Southern Economic Journal* 63(2), 440-459.

- Kandil, M. (1998). Supply-side asymmetry and the non-neutrality of demand fluctuations. *Journal of Macroeconomics* 20(4), 785-809.
- Kandil, M. (1999). The asymmetric stabilizing effects of price flexibility: Historical evidence and implications. *Applied Economics* 31(7), 825-839.
- Kandil, M. (2001). Asymmetry in the effects of US government spending shocks: Evidence and implications. *The Quarterly Review of Economics and Finance* 41(2), 137-165.
- Kandil, M. (2002a). Asymmetry in the effects of monetary and government spending shocks: Contrasting evidence and implications. *Economic Inquiry* 40(2), 288-313.
- Kandil, M. (2002b). Asymmetry in economic fluctuations in the US economy: The pre-war and the 1946–1991 periods compared. *International Economic Journal* 16(1), 21-42.
- Kandil, M. (2006). Asymmetric effects of aggregate demand shocks across U.S. industries: Evidence and implications. *Eastern Economic Journal* 32(2), 259-283.
- Kandil, M. (2010). The asymmetric effects of demand shocks: international evidence on determinants and implications. *Applied Economics* 42(17), 2127-2145.
- Karle, H., G. Kirchsteiger, and M. Peitz (2015). Loss aversion and consumption choice: Theory and experimental evidence. *American Economic Journal: Microeconomics* 7(2), 101-120.
- Karras, G. (1996). Why are the effects of money-supply shocks asymmetric? Convex aggregate supply or “pushing on a string”? *Journal of Macroeconomics* 18(4), 605-619.
- Karras, G. and H.H. Stokes (1999). On the asymmetric effects of money-supply shocks: International evidence from a panel of OECD countries. *Applied Economics* 31(2), 227-235.
- Kehoe, P.J. and V. Midrigan (2008). Temporary price changes and the real effects of monetary policy. NBER Working Papers 14392, National Bureau of Economic Research, Inc.
- Kimball, M. (1995). The quantitative analytics of the basic Neomonetarist model. *Journal of Money, Credit and Banking* 27(4), 1241–1277.
- Klenow, P. and J. Willis (2006). Real rigidities and nominal price changes. Federal

Reserve Bank of Kansas City Working Paper no. 06-03.

Knetsch, J.L. and W.-K. Wong (2009). The endowment effect and the reference state: Evidence and manipulations. *Journal of Economic Behavior & Organization* 71(2), 407-413.

Kőszegi, B. and M. Rabin (2006). A model of reference-dependent preferences. *The Quarterly Journal of Economics* 121(4), 1133-1165.

Kőszegi, B. and M. Rabin (2007). Reference-dependent risk attitudes. *American Economic Review* 97(4), 1047-1073.

Kőszegi, B. and M. Rabin (2009). Reference-dependent consumption plans. *American Economic Review* 99(3), 909-936.

Krishnamurthi, L., T. Mazumdar, and S.P. Raj (1992). Asymmetric response to price in consumer brand choice and purchase quantity decisions. *Journal of Consumer Research* 19(3), 387-400.

Kwapil, C., J. Scharler, and J. Baumgartner (2010). How are prices adjusted in response to shocks? Survey evidence from Austrian firms. *Managerial and Decision Economics* 31(2-3), 151-160.

Laibson, D. (1996). Hyperbolic discount functions, undersaving, and savings policy. NBER Working Papers 5635, National Bureau of Economic Research, Inc.

Laibson, D. (1997). Golden eggs and hyperbolic discounting. *The Quarterly Journal of Economics* 112(2), 443-77.

Langbraaten, N., E.W. Nordbø, and F. Wulfsberg (2008). Price-setting behaviour of Norwegian firms - Results of a survey. *Norges Bank Economic Bulletin* 79(2), 13-34.

Loewenstein, G. and D. Prelec (1992). Anomalies in intertemporal choice: Evidence and an interpretation. *The Quarterly Journal of Economics* 107(2), 573-97.

Loewenstein, G. and R.H. Thaler (1989). Anomalies: Intertemporal choice. *The Journal of Economic Perspectives* 3(4), 181-193.

Loupias, C. and R. Ricart (2004). Price setting in France: New evidence from survey data. Working Paper Series 0423, European Central Bank.

Lünnemann, P. and T.Y. Mathä (2006). New survey evidence on the pricing behaviour of Luxembourg firms. Working Paper Series 0617, European Central

Bank.

Martins, F. (2010). Price stickiness in Portugal evidence from survey data. *Managerial and Decision Economics* 31(2-3), 123-134.

Marzilli Ericson, K.M. and A. Fuster (2011). Expectations as endowments: Evidence on reference-dependent preferences from exchange and valuation experiments. *The Quarterly Journal of Economics* 126(4), 1879-1907.

Mas, A. (2006). Pay, reference pay and police performance. *The Quarterly Journal of Economics* 121(3), 783-821.

Maskin, E. and J. Tirole (1988). A theory of dynamic oligopoly, II: Price competition, kinked demand curves, and Edgeworth cycles. *Econometrica* 56(3), 571-99.

Mayhew, G.E and R.S. Winer (1992). An empirical analysis of internal and external reference prices using scanner data. *Journal of Consumer Research* 19(1), 62-70.

McDonald, I.M. and H. Sibly (2001). How monetary policy can have permanent real effects with only temporary nominal rigidity. *Scottish Journal of Political Economy* 48(5), 532-46.

McDonald, I.M. and H. Sibly (2005). The diamond of macroeconomic equilibria and non-inflationary expansion. *Metroeconomica* 56(3), 393-409.

Mehrara, M. and A.R. Karsalari (2011). Asymmetric effects of monetary shocks on economic activities: The case of Iran. *Journal of Money, Investment and Banking* 20, 62-74.

Midrigan, V. (2011). Menu costs, multiproduct firms, and aggregate fluctuations. *Econometrica* 79(4), 1139-1180.

Mizik, N. (2010). The theory and practice of myopic management. *Journal of Marketing Research* 47(4), 594-611.

Mizik, N. and R. Jacobson (2007). Myopic marketing management: Evidence of the phenomenon and its long-term performance consequences in the SEO context. *Marketing Science* 26(3), 361-379.

Morgan, A. (2008). Loss aversion and a kinked demand curve: Evidence from contingent behaviour analysis of seafood consumers. *Applied Economics Letters* 15(8), 625-628.

- Morgan, D.P. (1993). Asymmetric effects of monetary policy. Federal Reserve Bank of Kansas City Economic Review QII, 21-33.
- Nasiry, N. and I. Popescu (2011). Dynamic pricing with loss-averse consumers and peak-end anchoring. *Operations Research* 59(6), 1361-1368.
- Nicolau, J.L. (2008). Testing reference dependence, loss aversion and diminishing sensitivity in Spanish tourism. *Investigaciones Económicas* 32(2), 231-255.
- Nicolitsas, D. (2013). Price setting practices in Greece: Evidence from a small-scale firm-level survey. Working Papers 156, Bank of Greece.
- Ólafsson, T.T., Á. Pétursdóttir, and K.Á. Vignisdóttir (2011). Price setting in turbulent times: Survey evidence from Icelandic firms. Working Paper No. 54, Central Bank of Iceland.
- Okun, A.M. (1981). *Prices and quantities: A macroeconomic analysis*. Brookings Institution, Washington, DC.
- Pope, D.G. and M.E. Schweitzer (2011). Is Tiger Woods loss averse? Persistent bias in the face of experience, competition, and high stakes. *American Economic Review* 101(1), 129-157.
- Popescu, I. and Y. Wu (2007). Dynamic pricing strategies with reference effects. *Operations Research* 55(3), 413-429.
- Post, T., M.J. van den Assem, G. Baltussen, and R.H. Thaler (2008). Deal or no deal? Decision making under risk in a large-payoff game show. *American Economic Review* 98(1), 38-71.
- Putler, D.S. (1992). Incorporating reference price effects into a theory of consumer choice. *Marketing Science* 11(3), 287-309.
- Raman, K. and F.M. Bass (2002). A general test of reference price theory in the presence of threshold effects. *Tijdschrift voor Economie en Management* XLVII(2), 205-226.
- Ravn, M.O. and M. Sola (2004). Asymmetric effects of monetary policy in the United States. *Federal Reserve Bank of St. Louis Review* 86(5), 41-60.
- Rosenkranz, S. (2003). The manufacturer's suggested retail price. CEPR Discussion Papers 3954, C.E.P.R. Discussion Papers.

- Rosenkranz, S. and P.W. Schmitz (2007). Reserve prices in auctions as reference points. *Economic Journal* 117(520), 637-653.
- Rotemberg, J.J. (1982). Monopolistic price adjustment and aggregate output. *Review of Economic Studies* 49(4), 517-531.
- Rotemberg, J.J. (2005). Customer anger at price increases, changes in the frequency of price adjustment and monetary policy. *Journal of Monetary Economics* 52(4), 829-852.
- Rotemberg, J.J. (2010). Altruistic dynamic pricing with customer regret. *Scandinavian Journal of Economics* 112(4), 646-672.
- Ryan, D.L. and A. Plourde (2007). A systems approach to modelling asymmetric demand responses to energy price changes. In: W. A. Barnett and A. Serletis (eds.), *International Symposia in Economic Theory and Econometrics*, Volume 18, pp. 183-224.
- Şahinöz, S. and B. Saraçoğlu (2008). Price-setting behavior In Turkish industries: Evidence from survey data. *The Developing Economies* 46(4), 363-385.
- Schmitt-Grohé, S. and M. Uribe (2007). Optimal simple and implementable monetary and fiscal rules. *Journal of Monetary Economics* 54(6), 1702-1725.
- Sheshinski, E. and Y. Weiss (1977). Inflation and costs of price adjustment. *Review of Economic Studies* 44(2), 287-303.
- Sibly, H. (1996). Consumer disenchantment, loss aversion and price rigidity. *Papers 1996-12, Tasmania - Department of Economics*.
- Sibly, H. (2002). Loss averse customers and price inflexibility. *Journal of Economic Psychology* 23(4), 521-538.
- Sibly, H. (2007). Loss aversion, price and quality. *The Journal of Socio-Economics* 36(5), 771-788.
- Spiegler, R. (2012). Monopoly pricing when consumers are antagonized by unexpected price increases: A “cover version” of the Heidhues-Kőszegi-Rabin model. *Economic Theory* 51(3), 695-711.
- Stahl, H. (2005). Price setting in German manufacturing: New evidence from new survey data. *Working Paper Series 0561, European Central Bank*.

Sweezy, P. (1939). Demand under conditions of oligopoly. *The Journal of Political Economy* 47(4), 568-573.

Tan, S.-H., M.-S. Habibullah, and A. Mohamed (2010). Asymmetric effects of monetary policy in ASEAN-4 economies. *International Research Journal of Finance and Economics* 44, 30-42.

Taylor, J.B. (1979). Staggered wage setting in a macro model. *American Economic Review* 69(2), 108-113.

Thaler, R. (1985). Mental accounting and consumer choice. *Marketing Science* 4(3), 199-214.

Thaler, R. (1991). *Quasi rational economics*. Russell Sage Foundation, New York.

Thoma, M.A. (1994). Subsample instability and asymmetries in money-income causality. *Journal of Econometrics* 64(1-2), 279-306.

Tversky, A. and D. Kahneman, D. (1991). Loss aversion in riskless choice: A reference-dependent model. *The Quarterly Journal of Economics* 106(4), 1039-1061.

Weise, C.L. (1999). The asymmetric effects of monetary policy: A nonlinear vector autoregression approach. *Journal of Money, Credit and Banking* 31(1), 85-108.

Woodford, M. (2005), Firm-specific capital and the New Keynesian Phillips curve. *International Journal of Central Banking* 1(2), 1-46.

Zbaracki, M.J., M. Ritson, D. Levy, S. Dutta, and M. Bergen (2004). Managerial and customer costs of price adjustment: Direct evidence from industrial markets. *The Review of Economics and Statistics* 86(2), 514-533.

Zhou, J. (2011). Reference dependence and market competition. *Journal of Economics & Management Strategy* 20(4), 1073-1097.