



*Kiel*

## **Working Papers**

**Kiel Institute  
for the World Economy**



### **Exploring Public Perception of Solar Radiation Management**

**by Christine Merk, Gert Pönitzsch,  
Carola Kniebes, Katrin Rehdanz,  
Ulrich Schmidt**

**No. 1892 | January 2014**

**Web: [www.ifw-kiel.de](http://www.ifw-kiel.de)**

Kiel Working Paper No. 1892 | January 2014

## Exploring Public Perception of Solar Radiation Management\*

Christine Merk, Gert Pönitzsch, Carola Kniebes, Katrin Rehdanz, Ulrich Schmidt

### Abstract:

Solar radiation management (SRM) could quickly offset global warming caused by anthropogenic greenhouse gas emissions. Because SRM would have global side effects, it raises not only technological but also political and social concerns. Therefore, SRM research should be accompanied by a global debate that incorporates public perception and concerns into the development and governance of the technology. Our paper provides insight into public perception and explores its underlying patterns using a survey conducted in Germany. The data reveal a differentiated picture. Laboratory research on SRM is broadly approved, whereas field research is much less approved. Immediate deployment is largely rejected. The acceptance of the technology is associated with the belief that climate change is a severe problem and that humans will eventually be able to control nature. It is also determined by the levels of trust in scientists and firms. Among the strongest objections against the technology is the belief that humans should not manipulate nature in the way SRM would. The actual public perception of SRM will, however, evolve along with the ongoing debate between the public, experts, and policymakers.

Keywords: Climate Engineering, Geoengineering, Solar Radiation Management, Climate Change, Public Opinion, Survey

JEL classification: Q54, D19, H43

The final publication is available at Springer via <http://dx.doi.org/doi:10.1007/s10584-014-1317-7>

### **Christine Merk** (corresponding author)

Kiel Institute for the World Economy  
24105 Kiel, Germany  
E-mail: [Christine.Merk@ifw-kiel.de](mailto:Christine.Merk@ifw-kiel.de)

### **Gert Pönitzsch**

Kiel Institute for the World Economy  
E-mail: [Gert.Poenitzsch@ifw-kiel.de](mailto:Gert.Poenitzsch@ifw-kiel.de)

### **Carola Kniebes**

Kiel Institute for the World Economy  
E-mail: [Carola.Kniebes@ifw-kiel.de](mailto:Carola.Kniebes@ifw-kiel.de)

### **Katrin Rehdanz**

Kiel Institute for the World Economy  
E-mail: [Katrin.Rehdanz@ifw-kiel.de](mailto:Katrin.Rehdanz@ifw-kiel.de)

### **Ulrich Schmidt**

Kiel Institute for the World Economy  
E-mail: [Ulrich.Schmidt@ifw-kiel.de](mailto:Ulrich.Schmidt@ifw-kiel.de)

\*This paper is part of the project ACCEPT which is funded by the German Federal Ministry for Education and Research (grant number 01LA1112A). We would like to thank Ashley Mercer, Nick Pidgeon, Andreas Oshlies, Gernot Klepper, Wilfried Rickels, Dorothee Amelung, and Timo Goeschl for their helpful comments and suggestions. We also thank participants of an IASS seminar, the Oxford Summer School on Geoengineering Research, and seminars in Kiel. Furthermore, we want to thank Swantje Sundt for valuable research assistance.

*The responsibility for the contents of the working papers rests with the author, not the Institute. Since working papers are of a preliminary nature, it may be useful to contact the author of a particular working paper about results or caveats before referring to, or quoting, a paper. Any comments on working papers should be sent directly to the author.*

*Coverphoto: uni\_com on photocase.com*

## 1 Introduction

Because international efforts in mitigating climate change continue to progress slowly, new technological options for reducing global warming are being discussed. These options, known as climate engineering or geoengineering<sup>1</sup>, involve deliberate large-scale interventions into the climate system to reduce global warming. They are increasingly discussed in mass media and politics (Mercer et al. 2011), and have lately been included in the IPCC's Fifth Assessment Report (2013).

Climate engineering encompasses two approaches. The first approach is to reduce atmospheric concentrations of carbon dioxide and is referred to as carbon dioxide removal (CDR). The second approach is to increase the Earth's albedo to reflect more sunlight back into space. This approach is called solar radiation management (SRM). In our paper, we refer to the most prominent and controversial method of SRM, which is to inject sulfate aerosols into the stratosphere. In contrast to other methods to counteract climate change, SRM can be deployed quickly, causes direct reductions in the global temperature (Robock et al. 2008), and involves low operational costs (Barrett 2008; Rickels and Klepper 2012). The risks of SRM are, however, substantial and global (Royal Society 2009).

SRM touches upon an array of issues, and extensive discussion is needed to support informed decisions on research and deployment thereof. Technical, legal, political, ethical, as well as economic considerations are relevant. A prerequisite for many of these considerations is knowledge about the public's opinion. In fact, a successful debate on SRM requires public involvement not only to improve decision making but also to build trust and respect ethical standards (Carr et al. 2013). Public involvement should not be postponed until a decision about deployment of SRM is to be made. This point has been agreed upon in the Oxford Principles for the governance of geoengineering (Rayner et al. 2009) and underlined by the SRM Governance Initiative (SRMGI 2011).

Public opinion toward SRM can be very diverse. First, it is unclear whether an objection to SRM goes hand in hand with an objection to research into SRM. Research could create a slippery slope toward implementation (Rickels et al. 2011), but it could also act as an insurance against premature and harmful interventions in the Earth's environmental system. Second, field research involving interventions in the Earth's environmental system could be

---

<sup>1</sup> We use the term climate engineering and refer to the term geoengineering only when it is relevant for the interpretation of the results.

perceived differently from research in the lab. Suggestive evidence comes from protests against the field tests in the UK research project SPICE, Stratospheric Particle Injection for Climate Engineering (Stilgoe et al. 2013). Third, opinions toward deployment will likely differ depending on the circumstances in which the technology is used. Fourth, public opinion might differ across countries.

Based on a large-scale survey conducted in Germany, we add to the discussion on SRM by answering two important questions: (1) How does the public perceive different options for SRM research and deployment? (2) What factors drive public perception of SRM? Finding consistent determinants of public opinion can ultimately help to project possible future developments and key issues in public discourse.

To date, only a few surveys have analyzed public perception of climate engineering. Bostrom et al. (2012) elicit the support of undergraduate students for policies to mitigate climate change, among them climate engineering, in six countries. Borick and Babe (2012) and US GAO (2011), for the US, and Spence et al. (2010), for the UK, elicit public perception of climate engineering. Pidgeon et al. (2012) provide a detailed analysis of the latter. Bellamy and Hulme (2011) analyze the influence of people's values on the acceptance of climate engineering. Kahan et al. (2012) analyze whether people's perception of climate change is affected when they are informed about climate engineering. None of these surveys focuses on SRM specifically.

Studies with a focus on SRM are even scarcer. Pidgeon et al. (2013) and Macnaghten and Szerszynski (2013) provide information regarding the perception of SRM from focus groups in the UK. To date, only two studies have used surveys to examine public perception of SRM. Mercer et al. (2011) conduct online surveys on public perception of SRM in Canada, the UK, and the US. Using a similar online survey, Sugiyama (2012) elicits public perception in Japan.

Our paper broadens and deepens the knowledge of public perception of SRM. We add to the previous literature in various ways. First, our survey is the first to study the perception of SRM for a continental European country, Germany. Evidence on the acceptance of carbon capture and storage suggests that Germans are among the most skeptical citizens in Europe (Pietzner et al. 2011). This finding likely holds for other technologies as well. Second, our survey explicitly distinguishes between the perception of field and lab research. This distinction is likely to be highly relevant for the public. Third, our survey accounts for a more comprehensive set of factors that might be important for the perception of SRM. For instance, our survey incorporates questions regarding respondents' ecological values, risk attitude, and

religiosity. Fourth, we go beyond a descriptive analysis and compare potential determinants of public perception in a multiple regression framework.

## 2 Methodology

We conducted an online survey in December 2012 to assess the perception of SRM among the German population. The respondents were recruited from an online panel. They were sampled using quotas for the characteristics gender, age, and state of residence. The sample consisted of 1,040 cases.<sup>2</sup> The average age was 47, overall spanning from 18 to 81 years. Half of the respondents were female. In addition, half of the respondents had a high level of education, whereas the other half either had no degree or had completed only lower secondary education.

### 2.1 Questionnaire Design

All of the items in the questionnaire used in this analysis are listed in the appendix (table A-1); they were all measured on Likert scales. The questionnaire consisted of the following three parts.

The first part contained questions on respondents' risk attitude and values. We assessed the respondents' risk attitude (Q2) using the scale implemented by Dohmen et al. (2011), which ranges from 0 ('risk averse') to 10 ('fully prepared to take risks'). We also assessed the perception of climate change (Q3) and the respondents' ecological values measured by the New Ecological Paradigm Scale (NEP, Dunlap et al. 2000). For the sake of brevity, we used 5 of the NEP's 15 items. Each of the items represented one facet: limits to growth (Q4-1), anthropocentrism (Q4-2), fragility of nature's balance (Q4-3), humans' exemptionalism (Q4-4), and the possibility of an eco-crisis (Q4-5). Both the perception of climate change and the NEP were measured via a four-point scale from 1 ('disagree strongly') to 4 ('agree strongly').

The second part contained a video explaining anthropogenic climate change and SRM as well as questions about SRM. Before the video, the participants' awareness about SRM (Q5) was assessed. After the video, the acceptance of research was assessed with two items: lab research (Q10-1) and (Q10-2) field experiments. Like Mercer et al. (2011), we asked about the acceptance of different forms of deployment: to avert massive and irreversible

---

<sup>2</sup> 1,095 respondents completed the survey. Of the respondents, 33 completed the survey in less than 12 minutes and 22 provided identical answers for at least three blocks of questions. For these respondents, there is strong evidence of a lack of involvement with the survey. We hence do not use their data, which does not affect our qualitative results.

changes in the climate system from global warming, i.e., a climate emergency (Q10-3), as soon as it would be technically feasible, which we refer to as ‘immediate deployment’ (Q13-5), or never (Q13-4). The response scale for all of the acceptance items (Q10) ranged from 1 (‘disagree strongly’) to 4 (‘agree strongly’). The perception of overall benefit (Q11) and overall risk (Q12) was measured from 1 (‘very small’) to 4 (‘very large’). The specific risks (Q13) and benefits (Q14) were explained in the video and appeared in the questionnaire with the same wording; their perception was measured from 1 (‘negligible’) to 4 (‘very severe’) (Q13) and from 1 (‘very small’) to 4 (‘very large’) (Q14), respectively. We also measured respondents’ agreement with four SRM-specific attitudinal items, such as ‘Humans should not interfere with nature in this way’ (Q17-3) from 1 (‘disagree strongly’) to 4 (‘agree strongly’). Trust in various institutions or actors to act in the interest of society and the environment was measured from 1 (‘not trust at all’) to 4 (‘trust completely’).

The third part contained questions on respondents’ socio-demographic characteristics that were not part of the online panel’s database. We have information on the respondents’ gender, age, and state of residence as well as other individual characteristics such as education or having children. A respondent with a higher education entrance certificate is coded as having a high level of education in our analysis. In addition, we elicited the respondents’ religiosity (Q26) – from 1 (‘not religious at all’) to 4 (‘very religious’). At the end of the questionnaire, respondents had the opportunity to state their opinion on SRM in an open-ended question. These statements were coded by a research assistant otherwise uninvolved in the research.

The option ‘don’t know’ was included in every question to avoid random answers. The items’ sequence within the question blocks was randomized to avoid systematic bias due to order effects.

## **2.2 Information Video**

The video presented contained information on climate change and SRM. It consisted of animated graphics that were explained by voice-over.<sup>3</sup> Our aim was to present the information in a clear yet scientifically correct and unbiased way. The information was therefore based on peer-reviewed papers and scientific reports (e.g., Crutzen 2006; IPCC 2007; IPCC 2012; Rickels et al. 2011; Robock 2008); it reflects the broad consensus on climate change and the risks and benefits of SRM at the time. The information on SRM was

---

<sup>3</sup> The script is provided in the appendix.

partly based on previous work (Mercer et al. 2011). Experts checked the information for correctness and clarity.<sup>4</sup>

At the beginning of the video, respondents received information on the causes and likely consequences of climate change. Mitigation, adaption, and SRM were introduced as three options for addressing climate change. We then explained SRM as well as its risks and benefits in greater detail. After watching the video, 80% of the respondents stated that they perceived the video's position toward SRM as neutral; 13% stated that the video was biased in favor of SRM; whereas 1% stated that the video was biased against SRM. Only ten out of the 1,040 respondents thought the video was not clearly understandable.<sup>5</sup>

### 3 Descriptive Results

In the following, we describe responses to the questionnaire. Whenever appropriate, we aggregate responses from the four-point Likert scales into two categories. For example, we speak of agreement when respondents choose the categories 'strongly agree' or 'somewhat agree'. Correspondingly, we speak of disagreement when respondents choose the categories 'strongly disagree' or 'somewhat disagree'.

#### 3.1 Public Awareness

SRM is currently not widely known among the German population. Before the video, we briefly described SRM as a new method for counteracting climate change and indicated that it would be implemented by scattering sulfate aerosols into the atmosphere at a high altitude. Having received this brief information, one out of five respondents (80%) stated that they had not previously heard of SRM; 17% recognized the technology and stated that they had heard a little bit about it; and 3% stated to have heard a lot about it.

Previous studies report similar levels of awareness about climate engineering in general. When asked about 'climate engineering', 24% of subjects in Mercer et al. (2011) stated to have heard about it; only 45% of those subjects, however, were able to correctly define the term. Sugiyama (2012) reports a slightly lower level of awareness. Only 10% of their respondents had previously heard about climate engineering. When asked about 'geoengineering', 25% of the subjects in Spence et al. (2010) stated to have heard at least a little about it.

---

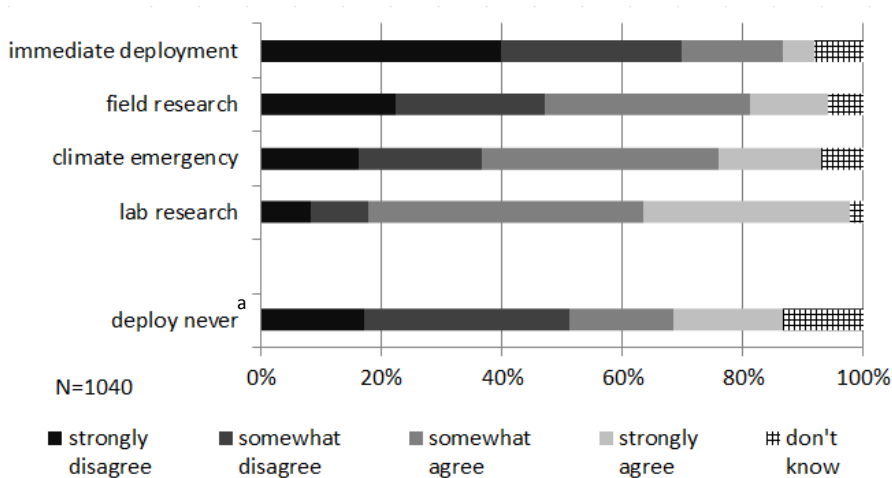
<sup>4</sup> We would like to thank Gernot Klepper, Ashley Mercer, Andreas Oeschli, and Wilfried Rickels for feedback.

<sup>5</sup> Respondents were not able to skip or fast forward the video.

### 3.2 Acceptance

Figure 1 summarizes our findings for the acceptance of different forms of research and deployment. Lab research is widely accepted. Four out of five subjects (80%) agree that scientists should study SRM with computer models and lab experiments. Acceptance of field research involving small-scale experiments in the atmosphere is markedly different. Only 47% of subjects are in favor of field research, which implies that approximately one-third of the subjects think research on SRM should be conducted in the lab but not in the field.

**Figure 1: Acceptance of Different Forms of SRM Research and Deployment**



<sup>a</sup> Agreement with this item reflects low acceptance of SRM.

The most accepted form of deployment is in case of a climate emergency. Slightly more than half of the subjects (56%) agree with deployment in this case. The rather high acceptance of emergency deployment indicates that some subjects support emergency deployment even if they oppose field research. The most immediate form of deployment is as soon as it is technically feasible. Two out of ten subjects (22%) support immediate deployment, whereas seven out of ten subjects (75%) disagree with it – many of them strongly. Asked about whether SRM should never be used irrespective of the situation, half of the respondents (51%) disagree. Approximately one-fifth of the subjects (18%) agree strongly that SRM should never be used. In summary, the respondents’ opinion about SRM varies across the different forms of research and deployment.

A comparison with previous surveys reveals a strong difference in the support of research. In Mercer et al. (2011), 72% of subjects support research in general. In Spence et al. (2010), 41% of subjects support the development of SRM-type technology. In contrast, our



questionnaire specifies the kind of research. Research in the lab is supported by 80% of our subjects. This figure lies above the estimates of both Spence et al. (2010) and Mercer et al. (2011). Research that involves small-scale interventions in the atmosphere is only supported by less than half of the subjects (47%).

A comparison also reveals differences in the acceptance of deployment. Subjects in our study are more reluctant to deploy SRM immediately than subjects from the British and North-American or Japanese samples. The mean agreement toward immediate deployment is 1.9 in our study. The mean agreement is 2.2 in Mercer et al. (2011) and 2.3 for the Japanese sample of Sugiyama (2012). A rush toward deployment hence seems less likely based on the responses of our German sample. For deployment in case of emergency, the mean acceptance in our study (2.6) is similar to that of the British/North-American sample (2.5, Mercer et al. 2011) but lower than that of the Japanese sample (3.0, Sugiyama 2012).

It is interesting to observe whether subjects make a decision at all. In our sample, only 2.4% do not know whether to accept lab research. Uncertainty increases when subjects are asked about field research and deployment. The share of undecided respondents, however, is always lower than 14%. Previous surveys have revealed a stronger degree of uncertainty. In Spence et al. (2010) and Mercer et al. (2011), 13% of subjects are unsure about research. In Mercer et al. (2011), more than 25% are unsure about deployment. This discrepancy may be due to the more detailed information we provided.

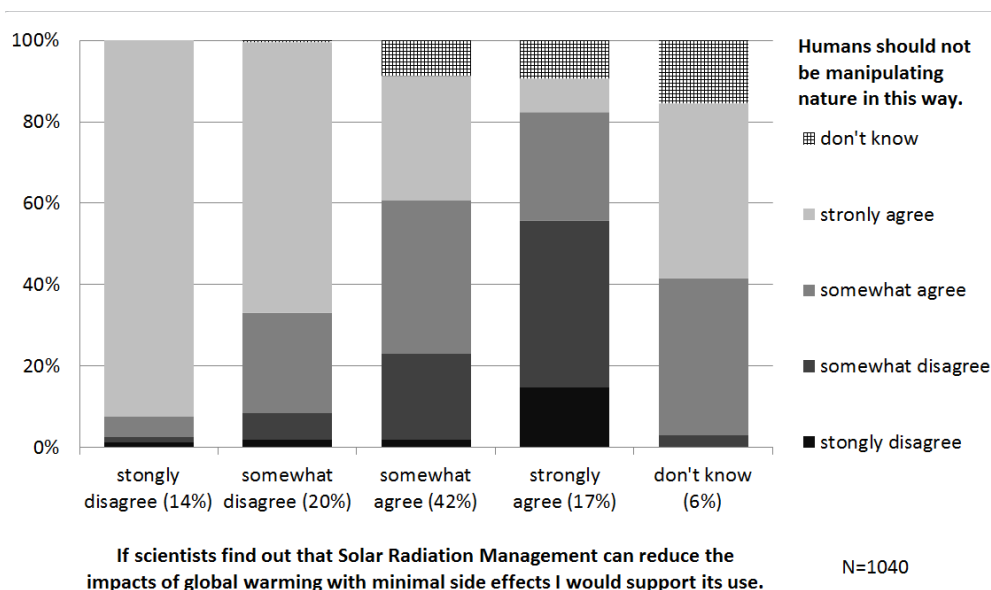
### **3.3 Attitude toward SRM**

We explore key attitudes toward SRM using further questions. The responses to these questions show that a majority of respondents oppose SRM based on ethical reasons. Three out of five subjects think both that humans should not interfere with nature in the way SRM would and that using SRM would mean taking the easy way out of climate change. Both these attitudes also feature prominently in the free-form comments made at the end of the survey. Many subjects voice concern that humans should respect nature and 'not play God'. Others say that not the symptoms of climate change but its causes should be addressed.

The belief about whether humans may interfere with nature in the way SRM would is strongly correlated with acceptance. Figure 2 plots this belief against the acceptance of SRM conditional on scientists finding only minimal side effects (Q17-4). Even if scientists discover that the side effects of SRM would be minimal, approximately one-third of respondents (34%) would disapprove of SRM. Most of these respondents, over 90%, have general objections toward this kind of interference with nature (Q17-3). Their opinion seems not to be driven by

a concern about the risks of SRM but by objections against the large-scale intervention in nature. By contrast, respondents who would strongly favor SRM if it had only minimal side effects show less ethical concern. Of those respondents, only 35% agree that humans should not manipulate nature in the way SRM would. In addition, indecisiveness about deployment of SRM with minimal side effects appears to be associated with strong ethical concern. Of the undecided subjects, 82% state objections toward such interference.

**Figure 2: Acceptance of SRM with Minimal Side Effects and Ethical Concerns**



The concern about human interference with nature does not merely reflect a religious concern<sup>6</sup> but rather general ethical values. It is also strongly correlated with the notion that climate change should be dealt with differently.<sup>7</sup> Almost three out of four subjects (73%) agree that SRM would be the easy way out (Q17-1). This belief is comparably strong in our sample. Mercer et al. (2011) observe a mean response of 2.7, and Sugiyama (2012) observes a mean response of 2.6, whereas we observe a mean response of 3.1. Ethical concerns also dominantly appear in subjects' free-form comments. After concerns about risk (mentioned by 20% of subjects), ethical concerns (mentioned by 17% of subjects) are the second most frequently mentioned.

<sup>6</sup> It is uncorrelated with the religiousness of respondents (Spearman test, p=0.50).

<sup>7</sup> Spearman's correlation coefficient  $\rho=0.53$ .

A strong concern in the discussion about SRM is about the final decision regarding implementation. In particular, research into SRM could create a slippery slope toward its implementation (see, e.g., Jamieson 1996; Rickels et al. 2011). Specific interests of firms or countries and a lack of public involvement are key elements of this argument. Respondents express the belief that research into SRM would lead to its deployment no matter what the public thinks (Q17-2). Seven out of ten respondents (71%) agree with that statement. The mean response is comparable to results reported by Mercer et al. (2011) and Sugiyama (2012). The strong concern about the deployment decision is also visible in the free-form comments. The comments express the need to involve all nations as well as the general public in the process.

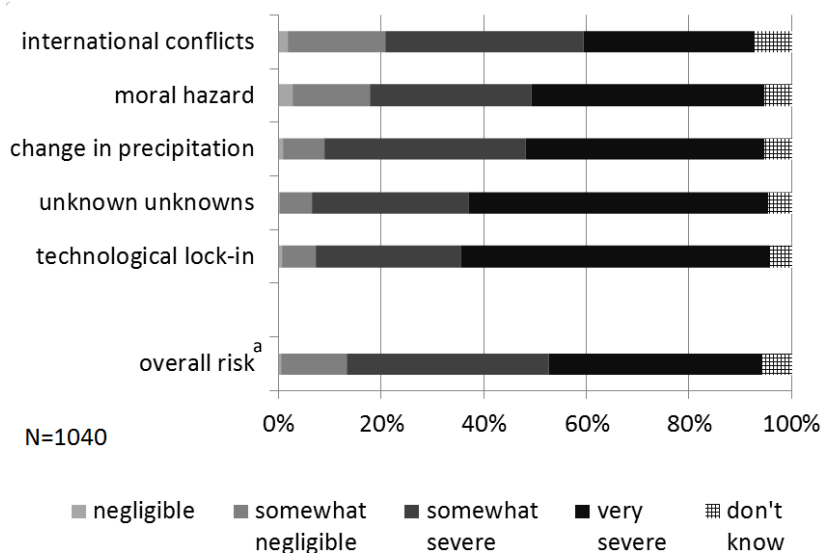
### **3.4 Perception of Risks**

We asked subjects to judge the extent of the overall risk of SRM and the severity of the specific risks of SRM. Figure 3 summarizes these data. The overall risk of SRM (Q12) is perceived as large. Approximately four out of five respondents (81%) judge the risk to be large and two out of five (42%) judge the risk to be very large.

Respondents differentiate in their evaluation of the specific risks. They show most concern about the abrupt temperature change that would be caused by a sudden termination of SRM (technological lock-in, Q13-4) and the risk of yet unknown and unpredictable consequences (unknown unknowns, Q13-3). For both these risks, at least 88% of respondents think that the risk is severe. 85% of respondents perceive changes in precipitation as severe (Q13-1). Respondents show only little less concern about a persistence of carbon-intensive lifestyles after the implementation of SRM (moral hazard, Q13-2). Lastly, international conflicts caused by trans-boundary side effects (Q13-5) are perceived as a severe risk by 72% of the respondents.

The perception that the risks are severe is dominant. Any specific risk is judged to be severe by more than seven out of ten subjects (72%). Moreover, with the exception of international conflicts, more than four out of ten subjects (45%) judge any individual risk to be even very severe.

**Figure 3: Perception of Overall Risk and Specific Risks**

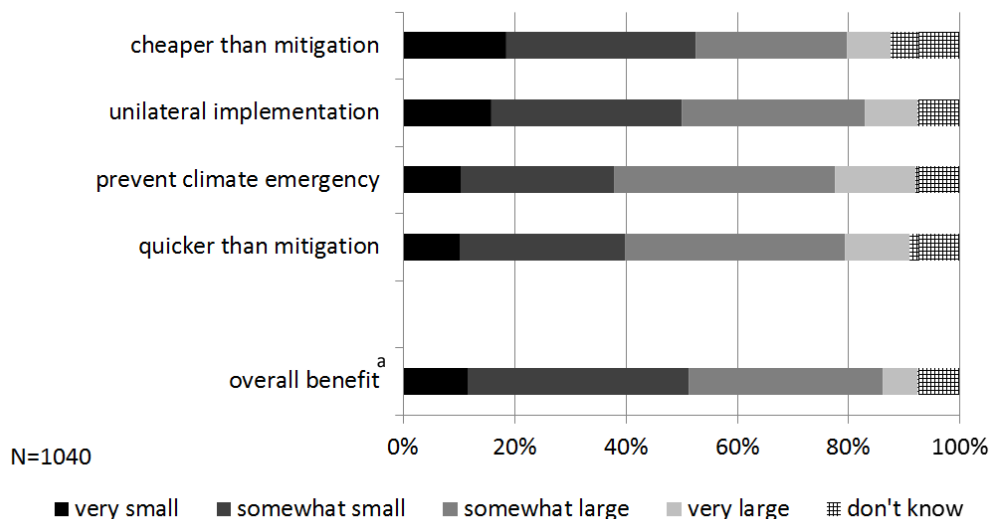


### 3.5 Perception of Benefits

Analogously, we asked subjects to judge the extent of the overall benefit and specific benefits of SRM. Figure 4 summarizes the results. Unlike the perception of risks, the perception of benefits shows a higher variance across subjects. The overall benefit of SRM (Q11) is perceived to be small by half of the subjects (51%), and 41% of subjects perceive the benefit to be large. Only few responses fall into the categories 'very large' (6%) or 'very small' (12%). Overall, respondents do not display extreme opinions about the benefit of SRM.

The evaluation of individual benefits yields a less differentiated picture than the risks. The possibility of preventing massive, irreversible changes in the climate (prevent climate emergency, Q14-2) is most often perceived as large benefit of the SRM technology; 54% of respondents perceive this benefit as large. The speed at which the climate can be cooled (quicker than mitigation, Q14-1) ranges second; 51% of respondents perceive this benefit as large. The possibility of unilaterally implementing SRM (Q14-4) and the comparably low costs of implementation (cheaper than mitigation, Q14-3) are less often rated as being beneficial; 42% and 35% of respondents perceive these benefits as large, respectively.

**Figure 4: Perception of Overall Benefit and Specific Benefits**



<sup>a</sup> Perception of overall benefit is measured on the scale very small to very large.

The perceptions of all individual benefits are significantly correlated with the perception of overall benefit.<sup>8</sup> Moreover, the correlation between individual benefits and overall benefit is higher than the correlation between individual risks and overall risk. This result suggests that it is easier to project the overall benefit by the specific benefits than the overall risk by the specific risks.

## 4 Regression Analysis

To further analyze public acceptance of SRM and its underlying patterns, we conduct a regression analysis.

### 4.1 Estimation Procedure and Data

As predictors of acceptance, we use the variables described in Section 2.1. The econometric model hence includes independent variables capturing risk attitude, climate change perception, the facets of the NEP scale, trust in different institutions, attitudes toward SRM, and socio-demographic factors.<sup>9</sup> We do not include the awareness about SRM because the variable shows too little variation. The dependent variables capture acceptance and take or-

<sup>8</sup> Spearman's correlation coefficients > 0.47, p < 0.001.

<sup>9</sup> Summary statistics are available in the appendix (table A-2).

dered values from 1 (‘strongly disagree’) to 4 (‘strongly agree’). We hence use ordered logistic regression as the estimation procedure.

## 4.2 Regression Results

Table 1 presents the regression results. The columns display regression results for (1) lab research, (2) field research, (3) deployment in case of a climate emergency, and (4) immediate deployment.

**Table 1: Results Obtained from Ordered Logistic Regressions**

	(1) lab research	(2) field research	(3) emergency deployment	(4) immediate deployment
(Q2) risk attitude	0.04	0.07**	0.01	0.06*
(Q3) seriousness of climate change	0.16	0.28**	0.41***	0.11
<i>New Ecological Paradigm</i>				
(Q4-2) limits to growth	0.20*	0.03	0.08	-0.02
(Q4-3) anthropocentrism	0.18*	0.11	0.04	0.18
(Q4-4) balance of nature	0.36***	-0.03	-0.03	-0.16
(Q4-5) human exemptionalism	0.09	0.33***	0.53***	0.28**
(Q4-6) risk of an eco-crisis	0.06	0.24*	0.17	0.67***
<i>Attitudes</i>				
(Q17-1) is easy way out	0.04	-0.13	-0.01	-0.52***
(Q17-3) not manipulate this way	-0.66***	-0.83***	-0.93***	-0.73***
<i>Trust</i>				
(Q23-1) government	-0.17	0.34***	0.16	0.13
(Q23-2) firms involved	0.01	0.37***	0.19	0.79***
(Q23-3) environmental org	0.22**	-0.02	0.08	-0.19
(Q23-4) media	0.09	0.08	0.09	-0.03
(Q23-5) scientists	0.91***	0.68***	0.88***	0.40***
(Q23-6) United Nations	-0.08	-0.09	0.05	0.00
(Q23-7) European Union	0.21	0.02	-0.01	0.37**
<i>Socio-demographics</i>				
(Q26) religiosity	-0.10	-0.09	0.05	-0.01
(DB) female	-0.20	0.14	0.09	-0.14
(Q34) high education	0.02	-0.27*	-0.31*	-0.70***
(DB) age	-0.01	0.00	-0.01*	0.01**
(Q32) children	-0.15	0.26	0.13	0.31
N	682	682	682	682
Pseudo R <sup>2</sup>	0.17	0.23	0.25	0.30

\*\*\*, \*\*, \* indicate significance at the 1-, 5-, and 10-percent level, respectively. Standard errors are provided in the regression table A-3 in the appendix. Scales are from 1 to 4. Exceptions are dummy variables (female, high education, and children), risk attitude (scale is from 0 to 10), and age. Variables indicated by (DB) are part of the online panel’s database.

Most of the explanatory variables have a significant effect on acceptance. The **risk attitude** (Q2), measured by the willingness to take risks, positively affects the acceptance of field research and immediate deployment. The perceived **seriousness of climate change** (Q3) increases the acceptance of field research and of the deployment in case of a climate emer-

gency. This result suggests that SRM is valued as a risk management tool. By contrast, the perceived seriousness of climate change does not increase the acceptance of immediate deployment. This finding is in line with the consequences of climate change primarily occurring in the future and a belief that serious consequences may still be averted by other means.

Among the facets of the NEP, the **belief in human exceptionalism** (Q4-5), i.e., humans' ability to control the environment, shows the strongest predictive power. It has a strong positive effect on people's acceptance of field research and deployment. The **risk of an eco-crisis** (Q4-6) predicts acceptance of immediate deployment. Because the item captures beliefs about the imminence of a crisis, it captures the perceived necessity of timely action. A feeling that the **balance of nature** is fragile and easily upset (Q4-4) leads people to be more in favor of lab research. Thus, lab research seems to be valued as insurance against harmful interventions in nature because it provides information about potential negative side effects. By contrast, the perceived fragility of the balance of nature does not increase acceptance of implementation. **Anthropocentrism** (Q4-3), i.e., the belief in humans' designation to rule over nature, and **limits to growth** (Q4-2) only have a minor impact on acceptance.

Apart from general attitudes toward the environment and human interaction with it, ethical concerns related to the SRM technology strongly affect people's opinion of SRM. The belief that humans should not **manipulate nature in this way** (Q17-3) strongly decreases acceptance of research and deployment. It also decreases acceptance of SRM as a way to counteract a climate emergency. The attitude that using SRM would be the **easy way out** (Q17-1) decreases acceptance of immediate deployment. This result is in line with the notion that deployment of SRM should only be considered when every other option has been exhausted.

Trust in different institutions and actors significantly affects acceptance. The most important determinant from this group of variables is the **trust in scientists** (Q23-5) that research SRM. As scientists develop the technology and assess its benefits and risks, trust toward this group positively affects all forms of acceptance. Another important determinant is the **trust in firms** (Q23-2) involved in SRM projects. Trust in firms is a prerequisite for acceptance of field research and immediate deployment. For lab research, however, in which firms' involvement is likely to be low, trust in firms is not a significant predictor. The same holds for deployment in case of a climate emergency. Conceivably, typical problems with respect to firms, such as vested interests, are expected to play a minor role for this form of

deployment. **Trust in government** (Q23-1) is another predictor of acceptance, although it is not as important as trust in scientists or firms.<sup>10</sup> First, the more trusted the federal government is, the higher the acceptance of field research becomes. This relationship likely reflects trust in the rules and targets for research set by the government. Second, the more trusted the EU is, the higher the acceptance of immediate deployment becomes. **Trust in environmental organizations** (Q23-3) has only minor effects on acceptance over and above the environmental values, which are controlled for. Trust in environmental organizations increases the acceptance of lab research. This pattern may reflect a reduced risk of incautious deployment. **Trust in the media** (Q23-4) does not predict acceptance.

In addition, socio-demographic variables, more specifically, education and age, have explanatory power. A high level of **education** (Q34) reduces the acceptance of field research and deployment. This finding may reflect differences in the processing of information, dealing with complexity, or differences in socio-economic status. The strongest effect is observed for the acceptance of immediate deployment. The effect of **age** depends on the form of deployment in question. Age has a positive effect on acceptance of immediate deployment, whereas it negatively affects the acceptance of emergency deployment. These relationships are incompatible with an inter-temporal risk-risk tradeoff and thus point to particular inter-generational differences in the perception of SRM. **Religiosity** (Q26) does not add explanatory power on top of the other values and attitudes in the model. Neither being **female** nor **having children** (Q32) determine acceptance.

### 4.3 Robustness

Our results are robust to alternative specifications. First, we checked whether it is justified to include the independent variables as continuous variables. We included binary indicators for the levels of these variables. The results confirm that the effects of the independent variables are indeed linear.<sup>11</sup> Second, we checked for differences in acceptance between German states to control for interregional differences in, e.g., religious composition or population density. The results are not significantly different. Third, we ran regressions using binary and multinomial logistic models. The direction and the significance of the coefficients remain similar.

---

<sup>10</sup> Trust toward governmental institutions and trust toward intergovernmental institutions are strongly correlated (Spearman's  $\rho > 0.49$ ). Joint tests yield similar results.

<sup>11</sup> Results are available in table A-4 in the appendix.



## 5 Discussion and Conclusion

We conducted a large-scale online survey to learn about the public perception of SRM and to assess its underlying patterns.

Overall, we find a high level of skepticism about SRM in Germany. The views are, however, differentiated. Among the respondents, 80% are in favor of lab research. They seem to perceive lab research as a possibility for better understanding side effects or as insurance against massive and irreversible climate change. Respondents are in favor of research on SRM in the lab even if they are not in favor of SRM deployment. This result also implies that SRM research cannot be dismissed easily on grounds of public acceptance. Field research is much less accepted than lab research, which underlines the importance of identifying what can be learned without actual interventions in the Earth's environmental system (Robock et al. 2013) and the importance of undertaking efforts to build a governance framework for research (SRMGI 2011). The result also indicates the importance of specifying the form of the research when communicating with the public. Our results do not only reflect the need for a governance framework for research but also for decisions made further down the road. We find that respondents distinguish between different forms of deployment. In particular, deploying SRM to counteract a climate emergency is more accepted than immediate deployment. A majority of respondents perceive the problem of a slippery slope from research toward the implementation and fear a lack of public involvement. This finding raises the issue of developing appropriate decision structures for maintaining democratic legitimacy (see, e.g., Victor 2008; Virgoe 2009).

We examine a variety of potential determinants that extend beyond previous surveys. Trust in firms and trust in scientists strongly affect acceptance, which demonstrates that transparency about research and deployment must be an ingredient in any governance framework and highlights one of the Oxford Principles (Rayner et al. 2009).

We examine values and beliefs about the environment and humanity as further potential determinants. Prominently, if respondents perceive climate change as serious, they are less likely to reject SRM. The perceived fragility of the balance of nature, however, is neither an argument for nor an argument against SRM. Corner et al. (2013) also find these conflicting framings: SRM could either help or harm nature. This mirrors the still unresolved scientific debate about whether global warming or SRM would be the lesser evil (Rickels et al. 2011). In contrast to beliefs about the environment, the belief about human interaction with the environment strongly affects acceptance. Respondents who believe that humans will eventually be

able to control the environment are more accepting of SRM, which can be interpreted as trust in technology and humans' ability to devise a technological solution.

Specific attitudes toward SRM also influence acceptance. First, the concern, that humans should not manipulate nature in the way SRM would, reduces acceptance. This dominant framing is also observed by Corner et al. (2013). However, this argument does not lead to a categorical rejection of the technology. Instead, it is only one of many arguments shaping the opinion on SRM. Second, the attitude that SRM would be the easy way out reduces acceptance and therefore emphasizes the use of mitigation and adaptation technologies to tackle climate change. The fact that the attitude does not reduce the acceptance of research suggests that the diversion of money away from mitigation is currently not viewed as a problem.

Among the socio-demographic variables, both the level of education and age show a significant effect on acceptance. The specific channels underlying this relationship merit further research.

We explore public concerns for Germany for which no previous evidence exists. In fact, for a broad dialog about SRM, it is important to learn about the perception in a wide array of countries and cultures. Our survey highlights several determinants of public perception of SRM. Some of these variables can be expected to differ internationally, such as the level of trust in institutions (WVS 2013) and environmental concern (Marquart-Pyatt 2012). Further surveys in industrializing countries and countries with a high degree of climate change vulnerability are thus likely to reveal international differences in public perception. Conflict lines are hence likely to be both national and international.

Current public awareness about SRM in Germany is rather low, and the public discourse is still mainly limited to science sections in newspapers, documentaries (Rickels et al. 2011), and blogs (Mercer et al. 2011). The public perception reported in our paper hence is more of a snapshot taken in a well-controlled setting where the video presented is the main source of information. It is not a prognosis for actual public perception once SRM is more widely known and the public discourse is more advanced.

Despite this limitation, it is imperative to explore public concerns about SRM early (Carr et al. 2013). Only if experts and policymakers are informed about public concerns can these be incorporated into the assessment of the technology and into the development of governance. Furthermore, the public can identify and discuss critical aspects of a technology even with relatively little information (Corner et al. 2012; Macnaghten and Szerszynski 2013).

Our survey sheds new light on public concerns about SRM. The results should contribute to the discussion about appropriate policies for addressing climate change and support communication between the public, experts, and policymakers.

## 6 References

- Barrett, S. (2008). The incredible economics of geoengineering. *Environmental Resource Economics* 39: 45-54.
- Bellamy, R., and M. Hulme (2011). Beyond the tipping point: understanding perceptions of abrupt climate change and their implications. *Weather, Climate, and Society* 3: 48-60.
- Borick, C., and B. Rabe (2012). Americans cool on geoengineering approaches to addressing climate change. *Issues in Governance Studies* 46.
- Bostrom, A. et al. (2012). Causal thinking and support for climate change policies: International survey findings. *Global Environmental Change* 22: 210-222.
- Carr, W.A. et al. (2013). Public engagement on solar radiation management and why it needs to happen now. *Climatic Change* 121(3): 567-577.
- Corner, A. et al. (2013). Messing with nature? Exploring public perceptions of geoengineering in the UK. *Global Environmental Change* 23(5): 938-947.
- Corner, A. et al. (2012). Perceptions of geoengineering: public attitudes, stakeholder perspectives, and the challenge of 'upstream' engagement. *WIRE Climate Change* 3(5): 451-466.
- Crutzen, P. (2006). Albedo enhancement by stratospheric sulfur injections: A contribution to solve a policy dilemma? *Climatic Change* 77: 211-219.
- Dohmen, T. et al. (2011). Individual risk attitudes: Measurement, determinants, and behavioral consequences. *Journal of the European Economic Association* 9(3): 522-550.
- Dunlap, R.E. et al. (2000). New trends in measuring environmental attitudes: measuring endorsement of the new ecological paradigm: A revised NEP scale. *Journal of Social Issues* 56(3): 425-442.
- IPCC (2013). Summary for policymakers. In: *Climate change 2013: The physical science basis. Contribution of Working Group I to the Fifth Assessment Report of the Intergovernmental Panel on Climate Change*. Cambridge: Cambridge University Press.
- IPCC (2012). Meeting report of the Intergovernmental Panel on Climate Change expert meeting on geoengineering. IPCC Working Group III Technical Support Unit, Potsdam Institute for Climate Impact Research, Potsdam.

- IPCC (2007). Summary for policymakers. In: *Climate change 2007: The physical science basis. Contribution of Working Group I to the Fourth Assessment Report of the Intergovernmental Panel on Climate Change*. Cambridge: Cambridge University Press.
- Jamieson, D. (1996). Ethics and international climate change. *Climatic Change* 33: 323-336.
- Kahan, D. et al. (2012) Geoengineering and the science communication environment: a cross-cultural experiment. *Cultural Cognition Working Paper 92*. Yale Law School, New Haven.
- Macnaghten, P., and B. Szerszynski (2013). Living the global social experiment: An analysis of public discourse on solar radiation management and its implications for governance. *Global Environmental Change* 23(2): 465-474.
- Marquart-Pyatt, S. (2012). Contextual influences on environmental concerns cross-nationally: A multilevel investigation. *Social Science Research* 41(5): 1085–1099.
- Mercer, A.M. et al. (2011). Public understanding of solar radiation management. *Environmental Research Letters* 6(4): 1-9.
- Pidgeon, N. et al. (2012). Exploring early public responses to geoengineering. *Philosophical Transactions of the Royal Society* 370: 4176–4196.
- Pidgeon, N. et al. (2013). Deliberating stratospheric aerosols for climate geoengineering and the SPICE project. *Nature Climate Change* 3: 451-457.
- Pietzner, K. et al. (2011). Public awareness and perceptions of carbon dioxide capture and storage (CCS): Insights from surveys administered to representative samples in six European countries. *Energy Procedia* 4: 6300-6306.
- Rayner, S. et al. (2009). Memorandum on draft principles for the conduct of geoengineering research. <http://www.geoengineering.ox.ac.uk/oxford-principles/history/> (01.12.2013).
- Rickels, W., and G. Klepper (2012). The real economics of climate engineering. *Economics Research International*, 2012.
- Rickels, W. et al. (2011). Large-scale intentional interventions into the climate system? Assessing the climate engineering debate. Scoping report conducted on behalf of the German Federal Ministry of Education and Research (BMBF). Kiel Earth Institute, Kiel.
- Robock, A. (2008). 20 reasons why geoengineering may be a bad idea. *Bulletin of the Atomic Scientists* 64(2): 4-18.
- Robock, A. et al. (2013.) Studying geoengineering with natural and anthropogenic analogs. *Climatic Change* 121(3): 445-458.
- Robock, A. et al. (2008). Regional climate responses to geoengineering with tropical and arctic SO<sub>2</sub> injections. *Journal of Geophysical Research* 113 (D16101).

- Royal Society (2009). *Geoengineering the climate: Science, governance and uncertainty*. The Royal Society, London.
- Spence, A. et al. (2010). *Public perceptions of climate change and energy futures in Britain. Understanding Risk Working Paper 10-01*. School of Psychology, Cardiff.
- SRMGI (2011). *Solar radiation management: The governance of research*. Environmental Defense Fund, The Royal Society, TWAS.  
[http://www.srmgi.org/files/2012/01/DES2391\\_SRMGI-report\\_web\\_11112.pdf](http://www.srmgi.org/files/2012/01/DES2391_SRMGI-report_web_11112.pdf)  
(13.12.2013).
- Stilgoe, J. et al. (2013). *Public engagement with biotechnologies offers lessons for the governance of geoengineering research and beyond*. *PLoS Biology* 11(11): e1001707.
- Sugiyama, M. (2012). *Climate engineering research in Japan*, Poster presented at the IM-PLICC symposium, 14-16 May 2012, Max Planck Institute for Chemistry.
- US GAO (2011). *Climate engineering: Technical status, future directions, and potential responses*. GAO-11-71. Government Accountability Office, Washington.
- Victor, D.G. (2008). *On the regulation of geoengineering*. *Oxford Review of Economic Policy* 24(2): 322-336.
- Virgoe, J. (2009). *International governance of a possible geoengineering intervention to combat climate change*. *Climatic Change* 95(1): 103-119.
- WVS (2013). *Values surveys database, wave 2005-2008*.  
<http://www.wvsevsdb.com/wvs/WVSAanalyze.jsp> (13.12.2013).

## 7 Appendix

**Table A-1: Items from the Questionnaire**

<i>Question and items</i>	<i>response scale</i>
<p><b>Q2: Risk attitude</b> Are you generally a person who is fully prepared to take risks or do you try to avoid taking risks?</p>	risk averse (0) - fully prepared to take risks (10)
<p><b>Q3: Seriousness of climate change</b> Global warming is a serious problem.</p>	strongly disagree (1) - strongly agree (4)
<p><b>Q4: New Ecological Paradigm</b> 1 The Earth is like a spaceship with very limited room and resources. 2 Humans were meant to rule over the rest of nature. 3 The balance of nature is very delicate and easily upset. 4 Humans will eventually learn enough about how nature works to be able to control it. 5 If things continue on their present course, we will soon experience a major ecological catastrophe.</p>	strongly disagree (1) - strongly agree (4)
<p><b>Q5: Knowledge about SRM</b> Have you ever heard about Solar Radiation Management before or have you never heard about it before?</p> <ul style="list-style-type: none"> <li>• No, I have never heard about it.</li> <li>• Yes, I have heard a little about it.</li> <li>• Yes, I have heard a lot about it.</li> </ul>	
<p><b>Q10: Acceptance of SRM</b> 1 Scientists should research SRM using theoretical models, simulations and lab experiments. 2 Scientists should test SRM using field trials. 3 SRM should be used when massive and irreversible changes in the climate system are approaching which cannot be averted otherwise. 4 SRM should never be used, no matter the situation. 5 If SRM was possible today, we should use it immediately.</p>	strongly disagree (1) - strongly agree (4)
<p><b>Q11: Benefit in general</b> Overall, what do you think about the benefits of SRM?</p>	very small (1) - very large (4)
<p><b>Q12: Risk in general</b> Overall, what do you think about the risks of SRM?</p>	very small (1) - very large (4)
<p><b>Q13: Specific risks</b> 1 It changes the amount of precipitation. 2 It can take away people's motivation to change their lifestyle. 3 There is the possibility of further unknown and unforeseeable risks. 4 The abrupt increase of Earth's temperature in case of a sudden stop of SRM can lead to severe problems for humans and the environment. 5 The use of SRM could cause international conflicts.</p>	negligible (1) - serious (4)

*continue* →

Table A-1 continued

<i>Questions and items</i>	<i>response scale</i>
<b>Q14: Specific benefits</b>	
1 Global warming is slowed down quicker than by cutting greenhouse gas emissions.	very small (1) - very large (4)
2 Massive and irreversible changes in the climate can be stopped before too much damage is done.	
3 It is cheaper than reducing the consumption of fossil fuels.	
4 Even if certain countries do not want to reduce their greenhouse gas emissions, it is possible to stop climate change.	
<b>Q17: Attitude toward SRM</b>	strongly disagree (1) - strongly agree (4)
1 SRM is the easy way out.	
2 Research into SRM will lead to a technology that will be used no matter what the public thinks.	
3 Humans should not be manipulating nature in this way.	
4 If scientists find that SRM can stop global warming with minimal side effects, then I would support its use.	
<b>Q23: Trust in institutions</b>	not trust at all (1) - trust completely (4)
How strongly do you trust that these groups will act in the interest of society and the environment?	
1 Federal government	
2 Companies involved in SRM projects	
3 Environmental organizations	
4 Media	
5 Researchers studying SRM at publicly funded research institutes	
6 United Nations	
7 European Union	

## Information Provided in the Video

### *Screen 1*

Sunlight warms the Earth and its atmosphere. Greenhouse gases in the atmosphere, such as CO<sub>2</sub>, ensure that some warmth remains close to the Earth's surface. This makes the Earth warm enough for humans, animals, and plants to live on.

### *Screen 2*

Since the start of industrialization around 1850, people have emitted a great amount of greenhouse gases by burning coal, oil, and gas. These gases trap more heat in the atmosphere and cause a gradual increase in the average global temperature.

### *Screen 3 – 8*

Since 1900, the global temperature has risen by approximately 0.8°C. Almost all countries agree that the increase in the average global temperature should not exceed 2°C compared to pre-industrial levels. This is called the 2°C goal.

By 2100, a further increase in temperature between 0.9 and 5.4°C is expected. The development depends strongly on the amount of greenhouse gases emitted in the future. To reach the 2°C goal, the current level of emissions would have to be cut by more than half until 2050. By 2100, greenhouse gas emissions would have to be reduced to almost zero.

### *Screen 9*

It is virtually certain that climate change will cause a rise in sea levels. The frequency of heat waves is very likely to increase as well as the number of heavy precipitation events in many regions. It is likely that in the future more areas will be affected by longer droughts and that the frequency and the intensity of tropical cyclones will increase. In addition, part of the emitted CO<sub>2</sub> is absorbed by the ocean, causing ocean acidification.

### *Screen 10*

There are different ways to deal with climate change:

We can reduce greenhouse gas emissions or adapt to the new climate by building dikes or using more robust plants in agriculture. Another option is to reduce the global temperature by deploying solar radiation management (SRM).

### *Screen 11*

Via SRM, some sunlight is reflected before it can warm the Earth. This can be accomplished by, for example, spraying sulfate particles into the atmosphere at a high altitude.

A similar phenomenon can be observed in nature: When large volcanoes erupt, similar particles are distributed across wide areas of the Earth's atmosphere, cooling the Earth.

### *Screen 12*

The particles remain in the higher regions of the atmosphere for approximately two years. To prevent the Earth from heating up again, the spraying would have to be continued until the cause of global warming is removed. Because CO<sub>2</sub> remains in the atmosphere for a very long time, SRM might have to be used for several centuries. Ocean acidification will not be stopped by using SRM. However, the 2°C goal could be met irrespective of future greenhouse gas emissions by deploying SRM. Currently, the risks, the benefits, and the feasibility of SRM are being researched.

### *Screen 13*

The use of SRM entails benefits as well as risks. One of the benefits is that global warming could be slowed more quickly than by cutting greenhouse gas emissions. This would buy additional time to remove the cause of climate change, i.e., the high concentration of greenhouse gases in the atmosphere. Massive and irreversible changes in the climate could be stopped before too much damage is done. Furthermore, it would be possible to stop climate change even if certain countries do not want to reduce their greenhouse gas emissions. Deploying SRM would be less expensive than reducing the consumption of fossil fuels.



Screen 14

The risks include a change in the amount of precipitation in most regions. Arid regions in particular would have to cope with even less rain. If the deployment of SRM was suddenly stopped, the global temperature would rise abruptly. The speed of this rise in temperature would lead to severe problems for humans and the environment. Because possible side effects would be trans-boundary, the use of SRM could cause international conflicts. Once used, SRM could take away people’s motivation to change their lifestyle, and greenhouse gas emissions would continue to increase. Furthermore, there would be the possibility of further unknown and unforeseeable risks arising.

**Table A-2: Summary Statistics**

<i>variables</i>	<i>mean</i>	<i>median</i>	<i>standard deviation</i>	<i>min</i>	<i>max</i>
acceptance					
lab research	3.1	3	0.91	1	4
field research	2.4	2	1	1	4
emergency deployment	2.6	3	1	1	4
immediate deployment	1.9	2	0.95	1	4
risk attitude	4.5	5	2.3	0	10
seriousness of climate change	3.5	4	0.76	1	4
New Ecological Paradigm					
limits of growth	3.5	4	0.72	1	4
anthropocentrism	1.8	2	0.86	1	4
balance of nature	3.5	4	0.68	1	4
human exemptionalism	2.2	2	0.86	1	4
risk of an eco-crisis	3.2	3	0.77	1	4
attitude toward SRM					
SRM is easy way out	3.2	3	0.89	1	4
Should not manipulate nature in this way	3.2	3	0.91	1	4
trust in...					
federal government	2.1	2	0.84	1	4
firms involved	1.8	2	0.82	1	4
environmental org	3	3	0.82	1	4
media	2	2	0.78	1	4
scientists	2.4	3	0.87	1	4
United Nations	2.3	2	0.84	1	4
European Union	2.2	2	0.84	1	4
religiosity	2	2	0.93	1	4
age	48	50	15	18	81
female (no/yes)	43%				
higher education entrance cert. (yes/no)	50%				
having kids (no/yes)	58%				
N=682					

**Table A-3: Regression Results (Complete with Standard Errors in Parentheses)**

	(1) lab research	(2) field research	(3) emergency deployment	(4) immediate deployment
risk attitude	0.04 (0.03)	0.07** (0.03)	0.01 (0.03)	0.06* (0.04)
seriousness of climate change	0.16 (0.12)	0.28** (0.13)	0.41*** (0.12)	0.11 (0.13)
NEP: limits to growth	0.20* (0.12)	0.03 (0.12)	0.08 (0.12)	-0.02 (0.13)
NEP: anthropocentrism	0.18* (0.11)	0.11 (0.10)	0.04 (0.11)	0.18 (0.11)
NEP: balance of nature	0.36*** (0.13)	-0.03 (0.13)	-0.03 (0.13)	-0.16 (0.14)
NEP: human exempt.	0.09 (0.11)	0.33*** (0.10)	0.53*** (0.11)	0.28** (0.11)
NEP: risk of an eco-crisis	0.06 (0.12)	0.24* (0.12)	0.17 (0.12)	0.67*** (0.14)
easy way out	0.04 (0.11)	-0.13 (0.10)	-0.01 (0.11)	-0.52*** (0.11)
don't manipulate nature	-0.66*** (0.11)	-0.83*** (0.11)	-0.93*** (0.12)	-0.73*** (0.11)
trust: government	-0.17 (0.14)	0.34*** (0.13)	0.16 (0.13)	0.13 (0.14)
trust: firms	0.01 (0.13)	0.37*** (0.13)	0.19 (0.13)	0.79*** (0.14)
trust: environmental org	0.22** (0.11)	-0.02 (0.11)	0.08 (0.11)	-0.19 (0.12)
trust: media	0.09 (0.11)	0.08 (0.11)	0.09 (0.11)	-0.03 (0.12)
trust: scientists	0.91*** (0.13)	0.68*** (0.12)	0.88*** (0.13)	0.40*** (0.14)
trust: UN	-0.08 (0.12)	-0.09 (0.12)	0.05 (0.12)	0.00 (0.13)
trust: EU	0.21 (0.15)	0.02 (0.14)	-0.01 (0.14)	0.37** (0.15)
religiosity	-0.10 (0.09)	-0.09 (0.09)	0.05 (0.09)	-0.01 (0.09)
female	-0.20 (0.16)	0.14 (0.16)	0.09 (0.16)	-0.14 (0.17)
high education	0.02 (0.16)	-0.27* (0.16)	-0.31* (0.16)	-0.70*** (0.18)
age	-0.01 (0.01)	0.00 (0.01)	-0.01* (0.01)	0.01** (0.01)
children	-0.15 (0.19)	0.26 (0.19)	0.13 (0.18)	0.31 (0.20)
N	682	682	682	682
Pseudo R <sup>2</sup>	0.17	0.23	0.25	0.30

Standard errors in parentheses, \*  $p < 0.1$ , \*\*  $p < 0.05$ , \*\*\*  $p < 0.01$

**Table A-4: Regressions Results with Categorical Variables**

	(1) lab research	(2) field research	(3) emergency deployment	(4) immediate deployment
risk attitude	0.06*	0.09**	0.02	0.08*
1.climate change serious	-0.31	-0.39	-0.78	-0.11
2.climate change serious	0.15	-0.91**	-1.01***	-0.77*
3.climate change serious	-0.24	-0.13	-0.27	0.28
1.NEP: limits to growth	-0.11	-0.09	-0.83	-0.39
2.NEP: limits to growth	-0.42	-0.40	0.03	0.22
3.NEP: limits to growth	-0.57***	-0.01	-0.10	0.01
2.NEP: anthropocentrism	-0.16	0.07	-0.21	0.23
3.NEP: anthropocentrism	0.30	0.38	0.08	0.26
4.NEP: anthropocentrism	1.26**	-0.24	0.16	0.37
1.NEP: balance of nature	-1.48*	0.14	1.60*	1.30
2.NEP: balance of nature	-0.52	0.42	0.24	0.12
3.NEP: balance of nature	-0.39**	-0.18	-0.27	0.11
1.NEP: human exempt.	0.06	-0.59***	-0.60***	-0.38
3.NEP: human exempt.	0.30	0.27	0.22	0.07
4.NEP: human exempt.	0.28	0.71**	1.76***	1.04***
1.NEP: eco-crisis	-1.11*	-1.59**	-1.74**	-1.13
2.NEP: eco-crisis	0.11	0.16	-0.05	-0.66**
4.NEP: eco-crisis	-0.08	0.44**	0.03	0.80***
1.easy way out	-0.39	0.33	-0.36	1.16***
2.easy way out	-0.04	0.39	0.20	1.50***
3.easy way out	0.27	0.23	0.42**	0.76***
1.don't manipulate nature	2.67***	2.68***	3.46***	1.74***
2.don't manipulate nature	1.18***	1.53***	1.77***	1.66***
3.don't manipulate nature	0.74***	1.45***	1.11***	1.17***
1.trust: government	-0.24	-0.43*	-0.44*	0.10
3.trust: government	-0.66***	0.22	-0.03	0.15
4.trust: government	-0.95*	0.65	-0.06	0.32
2.trust: firms	-0.22	0.37*	0.32	0.78***
3.trust: firms	0.21	0.74**	0.58**	1.55***
4.trust: firms	-0.51	1.19**	0.29	2.39***
1.trust: environmental org	-0.97***	-0.54	-0.55	0.12
2.trust: environmental org	-0.09	0.12	-0.33	0.04
4.trust: environmental org	0.03	-0.12	-0.06	-0.23
1.trust: media	0.15	0.13	0.40*	0.09
3.trust: media	0.25	0.12	0.49**	-0.17
4.trust: media	0.31	0.97*	0.46	0.95
1.trust: scientists	-2.14***	-1.89***	-2.28***	-1.13***
2.trust: scientists	-0.66***	-0.95***	-0.74***	-0.37*
4.trust: scientists	1.01**	-0.25	0.33	0.15
1.trust: UN	-0.07	0.07	0.20	-0.27
3.trust: UN	-0.12	-0.02	0.06	-0.23
4.trust: UN	-0.56	-0.61	-0.02	-0.41

*continue* →

Table A-4 continued

	(1) lab research	(2) field research	(3) emergency deployment	(4) immediate deployment
1.trust: EU	-0.11	0.10	0.07	-0.47
3.trust: EU	0.16	-0.04	-0.07	0.32
4.trust: EU	1.34**	0.40	0.46	0.62
religiosity	-0.10	-0.09	0.09	0.05
female	-0.22	0.16	0.08	-0.11
high education	0.03	-0.34**	-0.27	-0.76***
age	-0.01	0.01	-0.01	0.01**
children	-0.23	0.18	0.09	0.33
N	682	682	682	682
Pseudo R <sup>2</sup>	0.21	0.26	0.28	0.32

*p*-values \*  $p < 0.1$ , \*\*  $p < 0.05$ , \*\*\*  $p < 0.01$ . Base category is the category with the highest frequency count.